

IMMOBILIARE GRANDE DISTRIBUZIONE
Società di Investimento Immobiliare Quotata S.p.A.
Company subject to the direction and control of Coop Alleanza 3.0
Registered office: Via Agro Pontino 13, Ravenna, Italy
Share capital fully subscribed and paid-in Euro 599,760,278.16
Divided into 813,045,631 ordinary shares
Ravenna Chamber of Commerce: 88573
Ravenna Companies Register and tax identification no: 00397420399

MINUTES OF THE ANNUAL GENERAL MEETING ORDINARY SESSION
12 April 2017

On the 12th day of April two thousand and seventeen the regularly convened Annual General Meeting of Immobiliare Grande Distribuzione Società di Investimento Immobiliare Quotata S.p.A. was held in ordinary session at 10:05 a.m. in Bologna at the headquarters in via Trattati Comunitari Europei 1957-2007, n. 13, third floor, pursuant to and in accordance with Article 11.2 of the bylaws and as per the notice published on the Company's website, on the authorized storage system www.emarketstorage.com, as well as in the newspaper "Milano Finanza" on 10 March 2017.

The meeting was chaired, pursuant to Art. 14.1 of the bylaws and Art. 3 of the Regulations for Shareholder Meetings, by Gilberto Coffari in his capacity as Chairman of the Board of Directors who proposes, and the shareholders unanimously agree, that Enrico Giordano, should act as Secretary for the meeting held in ordinary session and that the Notary Daniela Cenni should act as Secretary for the meeting held in extraordinary session.

Copies of the Shareholders' Meeting Regulations are available to shareholders in the documents they are given at the entrance.

Pursuant to Art. 7 of the Regulations for Shareholder Meetings, the Chairman appoints Michela Deodato and Lorena Chiocca representatives of Computershare S.p.A., which has also been charged with carrying out the functional activities of the shareholders accreditation and verification of attendance at the meeting before each vote, were called upon to act as Scrutineers.

The Chairman also acknowledges that:

- The Board of Directors is present in the persons of the parties identified above and of the Directors Claudio Albertini, Fernando Pellegrini, Aristide Canosani, Andrea Parenti, Elio Gasperoni, Milva Carletti and Luca Dondi Dall'Orologio; Elisabetta Gualandri joined the meeting a few minutes late;
- the absence of the following directors is justified: Matthew D. Lenz, Leonardo Caporioni, Rossella Saoncella and Livia Salvini;
- attending from the Board of Statutory Auditors are the Chairman Anna

Maria Allievi and the Auditor Roberto Chiusoli;

- the absence of the Auditor Pasquina Corsi is justified;
- two representatives of the external auditors PricewaterhouseCoopers SPA Roberto Sollevanti and Giuseppe Ermocida are also in attendance;
- several Group employees, deemed helpful for the discussion of the items on the Agenda, as well as, as consultants of the company, Alberto Mussini of Grant Thornton and Enrico Giordano, Maria Carmela Falcone and Aglaia Albano of Chiomenti are also in attendance;

The President reminds that the share capital amounts to Euro 599,760,278.16 fully subscribed and paid-in and is divided into 813,045,631 ordinary shares with no par value, which entitle the holder to vote and attend this AGM.

The Chairman notes that based on the controls made by Computershare S.p.A., are present 222 shareholders or those holding voting rights for shareholders, representing, either in person or by proxy, n. 518,097,383 ordinary shares, of which the intermediary was apprised in accordance with art. 83-sexies of Legislative Decree 58/1998, equal to 63.723039% of the share capital.

The Chairman also declares that:

- the intermediaries sent the certificates, attesting to share ownership and based on which those entitled may attend this meeting, to the Company in accordance with the law and the corporate bylaws.
- the identity of those entitled to attend the meeting of the shareholders was verified, as well as the compliance of the proxies with the law and the corporate bylaws.
- as indicated in the notice of call, the Company appointed Computershare SPA to act as the designated representative for the proxies and to receive voting instructions pursuant Art. 135-*undecies* of Legislative Decree 58/1998 and made the proxy form available at the Company's registered office and on its website.
- pursuant to paragraph 3 of Art. 135-*undecies* of Legislative Decree 58/1998, the shares for which proxies were assigned, including partial, to the designated representative will be calculated for the purposes of the regular formation of this meeting, while the shares for which no voting instructions were provided will not be counted for the purposes of determining the majority or the quorum needed to approve resolutions.
- the designated representative Computershare SPA received a proxy from Unicoop Tirreno società cooperativa by the legal deadline for a total of 97,789,089 shares;
- the designated representative Computershare SPA confirmed that no votes will be cast other than the ones called for in the instructions;

- the meeting is being videotaped for the sole purpose of facilitating writing of the minutes and any recordings will be destroyed after the minutes have been recorded.
- no requests for changes/additions to the Agenda were received, pursuant to Art. 126-bis of Legislative Decree 58/1998;
- the meeting of the shareholders is regularly constituted and may resolve on the following:

AGENDA

Ordinary session

- 1. Separate financial statements at 31.12.2016; Directors' report on operations; External auditors' report; Report of the Board of Statutory Auditors; Presentation of the consolidated financial statements at 31.12.2016; Allocation of the net income and distribution of the dividend to Shareholders; related and consequent resolutions.**
- 2. Report on compensation in accordance with Art. 123-ter, paragraph 6, of Legislative Decree n. 58/98; related and consequent resolutions.**
- 3. Authorization to buy and sell treasury shares; related and consequent resolutions.**

Extraordinary session

Omissis

The Chairman acknowledges that, with regard to the items on the Agenda, the formalities called for by law and applicable regulations have all been complied with. More in detail:

- the report relating to the items on the Agenda for the Ordinary General Meeting, prepared in accordance with Art. 125-ter of Legislative Decree 58/1998 and Art. 73 of the Regulations for Issuers, was made available to the public on 10 March 2017 at the Company's headquarters, on the corporate website www.gruppoigd.it, as well as on the authorized storage platform, www.emarketstorage.com;
- the draft separate financial statements, the consolidated financial statements, the directors' report on operations, the annual report on corporate governance and ownership structure and the remuneration report, were made available to the public on 21 March 2017 at the Company's registered office and on the Company's website eng.gruppoigd.it as well as on the authorized storage system www.emarketstorage.com;
- on the same date and in the same manner the reports of the external

auditors on the draft financial statements and consolidated financial statements and the report of the Board of Statutory Auditors have been published;

- the report relating to the sole item on the Agenda for the extraordinary session, prepared in accordance with Art. 125-ter of Legislative Decree 58/98 and Art. 72 of the Regulations for Issuers, was made available to the public on 10 March 2017 at the Company's registered office, on the Company's website and on the authorized storage platform www.emarketstorage.com.

The Chairman informs that all the documentation listed above, made available on the Company's website, was sent to shareholders that have requested it and was given to all shareholders and/or their proxies upon entering the ordinary AGM.

All of the mandatory CONSOB formalities relative to the above mentioned documentation were completed.

The Chairman also informs that no shareholders submitted questions regarding the items on the agenda the day before the AGM pursuant to Art. 127-ter of Legislative Decree n. 58/1998.

The Chairman notes that the Company qualifies as a SME pursuant Art. 1, paragraph *w-quater.1* of Legislative Decree 58/1998, as amended and integrated. The minimum holding in the Company, therefore, subject to disclosure under Art 120 of TUF is 5% and not 3%.

The Chairman notes that to date the parties who hold, directly or indirectly, more than 5% (five per cent) of IGD SIIQ S.p.A.'s subscribed share capital, based on the stock ledger, the communications received pursuant to Art. 120 of Legislative Decree 58/1998 and other information on hand, are the following:

Declarant	Direct Shareholder	Number of shares	% of share capital
Coop Alleanza 3.0 soc.coop.	Coop Alleanza 3.0 soc.coop.	332,709,679	40.921
Unicoop Tirreno, società cooperativa	Unicoop Tirreno, società cooperativa	97,789,089	12.028

The Chairman informs that there are no shareholders with ordinary shares amounting to more than 5% of the Company's subscribed share capital with voting rights.

The Chairman also notes that the Company is subject to the direction and coordination of Coop Alleanza 3.0 Soc. coop. pursuant to and in accordance with Art. 2497 of the Italian Civil Code.

The Chairman acknowledges also that the scrutineers of Computershare SPA will use technical devices to manage the attendance sheets and vote tally.

The Chairman reserves the right to disclose the definitive number of participants and shares represented during the AGM before votes are cast for each item.

He also notes that votes will be cast on a show of hands basis, for each vote, the shareholders who vote against or who abstain are asked to raise their hand and declare their name.

The Chairman also requests that those leaving the meeting report their departure to the staff members so that it may be recorded in these minutes.

The Chairman advises that the Shareholders who would like to take the floor to discuss the items on the Agenda may do so by reserving a place at the desk found in the meeting room and that all observations should be limited to no more than fifteen minutes.

The Shareholders and their proxies who have already participated in the discussion may do so a second time for a period of no more than five minutes, including to make statements about how votes will be cast.

The Chairman informs that, pursuant to and in accordance with the Privacy Code, the personal data provided by the shareholders will be processed and treated by the Company solely for the purposes of the shareholders' meeting and any related formalities.

Lastly, the Chairman reports, in accordance with CONSOB bulletin DAC/RM/96003558 of 18 April 1996, the following fees were paid to the external auditors PricewaterhouseCoopers S.p.A.:

- for the audit of the separate financial statements as at 31/12/2016 (including the activities of oversight of the company's accounting pursuant to art. 14, first paragraph, letter b) of Legislative Decree 39/2010): Euro 60,168.00 (sixty thousand one hundred sixty-eight/00) including expenses (in addition to VAT) for a total of approximately 890 man-hours;
- for the audit of the consolidated financial statements as at 31/12/2016: Euro 15,042.00 (fifteen thousand forty-two/00) including expenses (in addition to VAT) for a total of approximately 200 man-hours;
- for the audit of the half-year financial statements Euro 29,081.00 (two thousand nine hundred eighty-one/00) including expenses (in addition to VAT) for a total of approximately 400 man-hours.

The above mentioned fees include the contributions made to CONSOB.

The Chairman then opens the discussion of the first item on the Agenda of the Annual General Meeting, in ordinary session.

- 1. Separate financial statements at 31.12.2016; Directors' report on operations; External auditors' report; Report of the Board of Statutory Auditors; Presentation of the consolidated financial statements at 31.12.2016; Allocation of the net income and**

distribution of the dividend to Shareholders; related and consequent resolutions.

The Chairman passes the floor to the Chief Executive Officer, Claudio Albertini, take the floor in order to discuss the first item on the Agenda and to illustrate the Company's results for 2016 to the shareholders as reported in the draft financial statements submitted to the AGM for approval. Pursuant to Art. 9 of the Regulations for Shareholder Meetings the reading of the documentation relating to the AGM is dispensed with.

The Chief Executive Officer describes the highlights of 2016 on a consolidated level.

More in detail, the Chief Executive Officer reiterates that the 2016 annual report shows very positive results.

As at 31 December 2016, IGD Group recorded consolidated core business revenues equal to € 136.8 million, increasing by 8.4% compared to 2015 thanks to extensions and restyling carried out in some shopping centers owned by the Group. Core business EBITDA Margin is equal to 69.3% at 31 December 2016, increasing by 2% compared to 2015.

The Group's portion of net profit at 31 December 2016 amounted to € 68.3 million, increasing compared to € 45.6 million recorded in 2015.

Another important data is the core business *Funds From Operations* (FFO) which moves from € 45.1 million at 31 December 2015 to € 53.9 million at 31 December 2016, with an increase of 18.9%.

In 2016 occupancy was equal to 97.3% in Italy and 96.1% in Romania, increasing respectively of 0.4 percentage points and 2.2 percentage points compared to 2015.

During 2016 the portfolio Market Value increased, reaching about € 2,178 million, increasing by 4.6% compared to 2015, while IGD's share value (*triple net asset value* - NNNAV) recorded an increase of 3.2%, moving from € 1.25 as at 31 December 2015 to € 1.29 as at 31 December 2016.

In 2016 the average cost of debt dropped by 0.37% against 31 December 2015, including as a result of the two bond issues made in 2016. More in detail, on 25 May 2016 IGD completed the placement with qualified investors of a 5-year €300 million unsecured, non-convertible bond with a gross coupon of 2.5% which is listed on the Irish Stock Exchange. On 6 December 2016 the Company also placed a 7-year €100,000,000.00 unsecured, non-convertible bond with a gross coupon of 2.25% with Pricoa Capital Group, part of the US group Prudential Financial Inc..

These issues made it possible to lower the average cost of debt from the 3.67% recorded in 2015 to 3.30% in 2016 and to extend the Group's debt maturity, due also to the repayment in full of the CMBS, expiring in 2018, held by the subsidiary IGD Property SIINQ, incorporated in IGD SIIQ S.p.A. as of 1 April 2017.

The Chief Executive Officer, having completed his presentation, then passes the floor once again to the Chairman, who informs that the external auditors PricewaterhouseCoopers S.p.A., assigned to complete the

financial audit of the annual report pursuant to Legislative Decree 58/1998, issued their report and expressed an opinion without reservations.

At 11:06 Director Elisabetta Gualandri joins the meeting.

The Chairman then passes the floor to the Secretary to read the following proposed resolution:

“The shareholders of Immobiliare Grande Distribuzione Società di Investimento Immobiliare Quotata S.p.A. meeting in ordinary session at the Annual General Meeting,

- *having seen the Board of Directors’ report on operations;*
- *having seen the Board of Statutory Auditors’ report;*
- *having examined the Company’s financial statements for the year ended 31 December 2016;*
- *having acknowledged the report prepared by the external auditors PricewaterhouseCoopers S.p.A.;*
- *as the total maximum number of ordinary shares with dividend rights at the proposed ex-div date amounts to 813,045,631;*

resolve

1. *to approve the financial statements of IGD SIIQ S.p.A. for the year ended at 31 December 2016 with a Net Profit of € 42,228,687.00 and the Board of Directors’ report;*
2. *to allocate the stated profit of € 20,372,124 to the fair value reserve, related to the evaluation of real estate assets at fair value. Consequently, the fair value reserve related to the evaluation of real estate assets at fair value would increase from € 232,522,451 to € 252,894,575;*
3. *to allocate the stated profit of € 270.35 to the retained earnings reserve completely attributable to exempt operations;*
4. *to pay a dividend of € 0.045 per ordinary shares outstanding when the shares go ex-div.*

The total dividend payout, calculated based on the number of shares outstanding at 28 February 2017 (813,045,631), amounts to € 36,587,053.40 to be taken from:

- ✓ *for Euro 21,856,292.65, from stated profit which became available for distribution (it is equal to 0.026882 per share), specifying that it is entirely derived from exempt operations;*
- ✓ *for Euro 14,730,760,75 partially using the bond issue reserve as capital reserve, which is equal to 0.018118 per share.*

Each outstanding share with dividend rights, therefore, shall receive a dividend of Euro 0.045 for a total of Euro 36,587,053.40 calculated on the

number of outstanding shares at today's date.

The dividend will be payable as of 24 May 2017 with shares going ex-div on 22 May 2017 (detachment of coupon n. 17). In accordance with Art. 83.3-quater of Legislative Decree n.58 of 24 February 1998, the shareholders of IGD at the record date (23 May 2017) as per the records of the intermediary, pursuant to Art. 83-quater, par. 3 of Legislative Decree n.58 of 24 February 1998, will be entitled to receive the dividend.

5. *To grant the Chairman of the Board and the Chief Executive Officer, including separately, the power to determine the exact number of shares with dividend rights and the dividend amount paid.”*

After having read the proposed resolution, the Chairman opens the discussion and asks if any of the shareholders present would like to take the floor.

The Chairman then invites the shareholder Raffaele Rizzardi, who had requested to intervene, to take the floor.

Shareholder Rizzardi, after congratulating the Group on the results achieved in 2016, asks if in 2016 the Company had benefitted from the funds offered by the ECB as part of its Targeted Longer-Term Refinancing Operations (TLTRO).

Upon completion of the shareholder Rizzardi's intervention, the Chairman asks if anyone else would like to intervene. As no one requests to take the floor, the Chairman invites the Chief Executive Officer, Claudio Albertini, to take the floor.

The Chief Executive Officer reiterates that prior to the first bond issue, completed in May 2016, the Company had already taken advantage of most of the opportunities that the decrease in market rates provided; more specifically, as mentioned above, the transactions completed in 2016 made it possible to reduce the Group's average cost of debt. The €300 million bond issue completed in May 2016 decreased the short-term exposure to banks which at year-end 2016 amounted to around €80 million.

Lastly, the Chief Executive Officers reminds that the investment grade rating obtained from Moody's in May 2016 provided and could provide the Group with a window to take advantage of market opportunities at competitive rates.

As no one else requests to take the floor the Chairman, pursuant to Art. 10 of the Regulations for Shareholder Meetings declares the discussion closed.

Before proceeding with the vote, the Chairman asks those shareholders who may not be eligible to vote, pursuant to the law and the bylaws, to make themselves known. The Chairman notes that no one declared that they are ineligible to vote or possess limited voting rights.

The Chairman then puts the proposed resolution up for a show of hands vote, pointing out that the first step will be to vote on the financial statements at 31 December 2016 and subsequently to the vote on the proposal for the allocation of profits.

The Chairman notes that based on the controls made by Computershare S.p.A., are present 222 shareholders or those holding voting rights for shareholders, representing, either in person or by proxy, n. 518,097,383 ordinary shares, equal to 63.723039% of the share capital.

After the votes are cast, the Chairman announces the results related to the financial statements at 31 December 2016:

- Voting in favor: 518,097,383 shares or 100% of the shareholders present and represented at the AGM;
- Voting against: no votes against;
- Abstaining: no abstaining.

The Chairman declares the proposal unanimously approved.

The Chairman then proceeds to the vote on the proposal for the allocation of profits, stating that there are no changes in the number of shares represented at the Shareholders' Meeting compared to what was previously stated.

After the votes are cast, the Chairman announces the results related to the allocation of profits:

- Voting in favor: 518,097,383 shares or 100% of the shareholders present and represented at the AGM;
- Voting against: no votes against;
- Abstaining: no abstaining.

The Chairman declares the proposal unanimously approved.

As the discussion of the first item on the Agenda is closed, the Chairman opens the discussion of the second item on the Agenda of the ordinary AGM.

2. Report on compensation in accordance with Art. 123-ter, paragraph 6, of Legislative Decree n. 58/98; related and consequent resolutions.

The Chairman recalls that, pursuant to art. 123-ter of Legislative Decree 58/98, shareholders are asked to resolve either in favor or against the first section of the Remuneration Report, made available to the public in terms of law, which describes the Company's policies relating to remuneration of the Board of Directors, the general managers and executives with strategic responsibilities, as well as the procedures used to adopt and implement said policies.

The Chairman also recalls that, pursuant to art. 123-ter, paragraph 6 of Legislative Decree 58/98, the resolution on this issue on the agenda will not, in any case, be binding.

Pursuant to Art. 9 of the Regulations for Shareholder Meetings the reading of the documentation relating to the AGM is dispensed with.

The Chairman takes the floor and reads the proposed resolution:

“The shareholders of Immobiliare Grande Distribuzione Società di Investimento Immobiliare Quotata S.p.A.,

- having examined and discussed the section of the Remuneration Report called for under art. 123-ter, paragraph 3, of Legislative Decree n. 58 dated 24 February 1998, prepared by the Board of Directors based on the recommendations of the Remuneration and Nominations Committee, which describes the Company’s policies relating to remuneration of the Board of Directors, the general managers and executives with strategic responsibilities, as well as the procedures used to adopt and implement said policies, and made available to the public in accordance with the law;*

resolves

to approve the first section of the Remuneration Report adopted by the Board of Directors on 28 February 2017 pursuant to art. 123-ter of Legislative Decree n. 58 dated 24 February 1998.”

After having read the proposed resolution, the Chairman opens the discussion.

As no one requests to take the floor, pursuant to Art. 10 of the Regulations for Shareholder Meetings, the Chairman closes the discussion.

Before proceeding with the vote, the Chairman asks those shareholders who may not be eligible to vote, pursuant to the law and the bylaws, to make themselves known. The Chairman notes that no one declared that they are ineligible to vote or possess limited voting rights.

The Chairman then puts the proposed resolution up for a show of hands vote.

The Chairman notes that based on the controls made by Computershare S.p.A., are present 222 shareholders or those holding voting rights for shareholders, representing, either in person or by proxy, 518,097,383 ordinary shares equal to 63.723039% of the share capital.

After the votes are cast, the Secretary announces the results:

- Voting in favor: 489,869,924 shares or 94.551708% of the shareholders present and represented at the AGM;
- Voting against: 28,095,040 shares or 5.422733% of the shareholders present and represented at the AGM;
- Abstaining: 132,419 shares or 0.025559% of the shareholders present and represented at the AGM.

The Chairman declares that the second item on the Agenda in ordinary session was approved by a large majority.

As the discussion of the second item on the Agenda is closed, the Chairman opens the discussion of the third item on the Agenda of the ordinary AGM.

3. Authorization to buy and sell treasury shares; related and consequent resolutions.

The Chairman submits the proposal to authorize the purchase and disposal of treasury shares to the shareholders.

Pursuant to Art. 9 of the Regulations for Shareholder Meetings the reading of the Board of Directors' report is dispensed with.

The Chairman passes the floor to the Secretary that reads the following proposed resolution:

"The shareholders of Immobiliare Grande Distribuzione Società di Investimento Immobiliare Quotata S.p.A. meeting in ordinary session at the Annual General Meeting, having acknowledged the proposal submitted by the Board of Directors,

resolve

1. to revoke the authorization granted by the Ordinary General Meeting on 14 April 2016 to buy and sell treasury shares;

2. to authorize the purchase, including through the trading of options and IGD SIIQ S.p.A ordinary stock derivatives on one or more occasions up to the maximum permitted by law, for a period of eighteen months as from the date of this resolution.

The purchases shall be made in accordance with Art. 144-bis, paragraphs 1.b) and 1.c) of the Regulations for Issuers as long as the price meets the requirements found in Art. 5(1) of European Commission Regulation EC 596/2014 of 16 April 2014, in Art. 3(2) of European Commission Regulation EC 1052/2016 of 8 March 2016 or any other applicable provisions in effect at the time of the transaction.

The purchase of treasury shares must be done in accordance with Art. 2357 et seq., Art. 132 of Legislative Decree n. 58/98, Art. 144-bis of the Regulations for Issuers and any other applicable regulation, as well as the market practices recognized by Consob;

3. to authorize the disposal of treasury shares, on one or more occasion, without a time limit, as deemed in the interest of the Company and in accordance with the law as follows:

i) as part of cash transactions on regulated and/or non regulated markets (off the market) at a price that is not 90% lower than the stock's official closing price recorded during the last market session of the stock exchange organized and managed by Borsa Italiana S.p.A. prior to each single transaction;

ii) as part of exchanges, swaps, transfers or any other disposals related to business projects or extraordinary financial transactions. In this case the economic terms and conditions of the transaction, including the valuation of the shares exchanged, will be determined on the basis of the type of transaction, as well as the shares' market performance.

The disposals may be made even prior to having completed the purchases

authorized in this resolution.

4. *to grant the Board of Directors – and on its behalf the Chairman and Chief Executive Officer, severally, the broadest powers to take all other action necessary or useful to implementing the above resolutions and to make the necessary market disclosures in accordance with the law.”*

After having read the proposed resolution, the Chairman opens the discussion.

As no one requests to take the floor, pursuant to Art. 10 of the Regulations for Shareholder Meetings, the Chairman closes the discussion.

Before proceeding with the vote, the Chairman asks those shareholders who may not be eligible to vote, pursuant to the law and the bylaws, to make themselves known. The Chairman notes that no one declared that they are ineligible to vote or possess limited voting rights.

The Chairman then puts the proposed resolution up for a show of hands vote.

The Chairman notes that based on the controls made by Computershare S.p.A., are present 222 shareholders or those holding voting rights for shareholders, representing, either in person or by proxy, 518,097.383 ordinary shares, equal to 63.723039% of the share capital.

After the votes are cast, the Chairman announces the results:

- Voting in favor: 485,992,328 shares equal to 93.803278% of the shareholders present and represented at the AGM;
- Voting against: 31,954,643 shares equal to 6.167690% of the shareholders present and represented at the AGM;
- Abstaining: 150,412 shares equal to 0.029032% of the shareholders present and represented at the AGM.

The Chairman notes and declares that the third item on the Agenda was approved by a large majority.

As the discussion of the third item on the Agenda is closed, the Chairman opens the discussion of the fourth item on the Agenda of the ordinary AGM.

As there are no other items left on the Agenda to discuss, the Chairman declares the ordinary Annual General Meeting adjourned at 11.30 a.m., recalling that the extraordinary part on the Agenda of the Annual General Meeting will be discussed separately and that the minutes will be drawn up by the Notary Daniela Cenni as Secretary.

At 11:43 a.m., after the discussion of the extraordinary part of the current meeting, the Chairman takes the floor to read the following:

“Dear Shareholders,

before adjourning this meeting I kindly request a few more minutes of your time. Prior to the beginning of today’s meeting of the shareholders I delivered my letter of resignation as IGD’s Chairman to the Company’s Vice Chairman and to the Chairman of the Board of Statutory Auditors.

A decision that I believe will prove useful to the renewal of IGD's governance and is in line with the Company's goals for the future.

The good results achieved over the years, supported also by the annual report that was just approved, confirm the validity of the entrepreneurial decisions made by the shareholders, the Board of Directors and the management team.

Results and an increase in value which have yet to be fully expressed in the Company's stock price which is probably impeded by factors not linked specifically to the Company's solid fundamentals.

We remain confident, however, that once this long phase of recession, stagnation and low growth which continues to weigh on Italy's economy, is behind us the stock price will recover a large part of its intrinsic value.

I would like to, therefore, thank each of the directors and the members of the Board of Statutory Auditors for the important contribution made and the solid governance of the Company, as well as the chairmen of Coop Alleanza 3.0 and Unicoop Tirreno for their trust and constant support.

Lastly, I would like to especially thank the Chief Executive Officer Claudio Albertini who has succeeded in wisely and knowledgably leading the Company during a difficult phase for the sector and for the Italian economy, in general.

I thank him and all the managers with whom I shared this gratifying experience and wish everyone many future successes".

At the end of the reading, the Chairman declares that the current Annual General Meeting is adjourned.

Attached to, and an integral and substantial part of these minutes, are:

- under letter "A", the list of the names of those who attended the Annual General Meeting, directly or via proxy, with the number of shares represented and, for each vote, those who voted in favor of the motion, against or abstained;
- under letter "B", the financial statements at 31 December 2016, along with the directors' report on operations.

Bologna, 12 April 2017

The Chiarman

Gilberto Coffari

The secretary

Enrico Giordano

ELENCO PARTECIPANTI

NOMINATIVO PARTECIPANTE DELEGANTI E RAPPRESENTATI	Parziale	Totale	RISULTATI ALLE VOTAZIONI Ordinaria			
			1	2	3	4
CATTANEO CLAUDIO - IN QUALITA' DI RAPPRESENTANTE DESIGNATO - COMPUTERSHARE SPA - PER DELEGA DI UNICOOP TIRRENO SOCIETA' COOPERATIVA A.R.L.		0				
	97.789.089	97.789.089	F	F	F	F
CORRADO MARIANGELA - PER DELEGA DI COOPERATIVA RENO SCARL COOP ALLEANZA 3.0 SOC. COOP.		0				
	169.623	332.879.302	F	F	F	F
	332.709.679		F	F	F	F
GUBERTI SIMONE - PER DELEGA DI BLACKROCK INDEX SELECTION FUND		0				
	524.276		F	F	F	F
VANGUARD GLOBAL EX-US REAL ESTATE INDEX AGENTE:BROWN BROTHERS HARR		1.366.479	F	F	F	F
S.W. MITCHELL SMALL CAP EUROPEAN FUND LIMITED C/O S W MITCHELL CAPITAL LLP RICHIEDENTE:GOLDMAN SACHS		158.602	F	F	F	F
RETURN TO WORK CORPORATION OF SOUTH AUST RALIA RICHIEDENTE:CITIBANK NA NEW YORK SA WCIVGR RTN WRK CORP		31.764	F	F	F	C
UBS FUND MANAGEMENT (SWITZERLAND) AG RICHIEDENTE:UBS AG-ZURICH SA OMNIBUS NON RESIDENT		168.439	F	F	C	C
UBS FUND MGT (CH) AG CH0516/UBSCHIF2-EGSCPII RICHIEDENTE:UBS AG-ZURICH SA OMNIBUS NON RESIDENT		135.618	F	F	C	C
CH0526 - UBS (CH) INSTITUTIONAL FUND - EQUITIES GLOBAL SMALL CAP PASSIVE II RICHIEDENTE:UBS AG-ZURICH SA OMNIBUS NON		2.676	F	F	C	C
FIDELITY ADV SER VIII FIDELITY ADV GLB CAPITAL APPRECIATION F AGENTE:STATE STREET BANK AND TRUST COMPANY		205.800	F	F	F	F
SCHWAB INTERNATIONAL SMALL-CAP EQUITY ETF AGENTE:STATE STREET BANK AND TRUST COMPANY		217.507	F	F	F	F
JOHN HANCOCK SEAPORT FUND AGENTE:STATE STREET BANK AND TRUST COMPANY		546.157	F	F	F	F
INTERNATIONAL PAPER CO COMMINGLED INVESTMENT GROUP TRUST AGENTE:STATE STREET BANK AND TRUST COMPANY		162.003	F	F	C	C
INTERNATIONAL MONETARY FUND AGENTE:STATE STREET BANK AND TRUST COMPANY		53.225	F	F	F	C
VANGUARD INVESTMENT SERIES, PLC AGENTE:BROWN BROTHERS HARR		76.974	F	F	F	F
INTERNATIONAL MONETARY FUND AGENTE:STATE STREET BANK AND TRUST COMPANY		48.759	F	F	F	F
USAA INTERNATIONAL FUND AGENTE:STATE STREET BANK AND TRUST COMPANY		1.037.234	F	F	C	C
BERNSTEIN FUND, INC.- INTERNATIONAL SMALL CAP PORTFOLIO AGENTE:STATE STREET BANK AND TRUST COMPANY		721.931	F	F	C	F
THE ALLIANCEBERNSTEIN POOLING PTF - ALLIANCEB VOL MNGM PTF AGENTE:STATE STREET BANK AND TRUST COMPANY		7.864	F	F	C	F
TR+ CUST SERV BK LTD ATF SHINKO GLOBAL REIT INDEX MOTHER FUND AGENTE:STATE STREET BANK AND TRUST COMPANY		3.522	F	F	C	C
THE WALT DISNEY COMPANY RETIREMENT PLAN MASTER TRUST AGENTE:STATE STREET BANK AND TRUST COMPANY		209.838	F	F	C	C
MET INVESTOR SERIES TRUST-ALLIANC GLOBAL DYNAMIC ALL PTF AGENTE:STATE STREET BANK AND TRUST COMPANY		17.424	F	F	C	F
GOVERNMENT OF THE PROVINCE OF ALBERTA AGENTE:STATE STREET BANK AND TRUST COMPANY		746.400	F	F	F	F
MM SELECT EQUITY ASSET FUND AGENTE:STATE STREET BANK AND TRUST COMPANY		21.063	F	F	F	C
CONSOLIDATED EDISON RETIREMENT PLAN AGENTE:STATE STREET BANK AND TRUST COMPANY		589.269	F	F	F	F
FIDELITY SAL ST T SPARTAN TOTAL INT IN F AGENTE:BROWN BROTHERS HARR		6.688	F	F	C	F
MARYLAND STATE RETIREMENT & PENSION SYSTEM AGENTE:STATE STREET BANK AND TRUST COMPANY		64.547	F	F	C	C
MORGAN STANLEY INSTITUTIONAL FUND TR- GL MULTI-ASSET INC PTF AGENTE:STATE STREET BANK AND TRUST COMPANY		193	F	F	F	F
DIVERSIFIED REAL ASSET INCOME FUND AGENTE:STATE STREET BANK AND TRUST COMPANY		167.591	F	F	C	C
NUVEEN REAL ASSET INCOME FUND AGENTE:STATE STREET BANK AND TRUST COMPANY		656.705	F	F	C	C
NUVEEN REAL ASSET INCOME AND GROWTH FUND AGENTE:STATE STREET BANK AND TRUST COMPANY		82.022	F	F	C	C

ELENCO PARTECIPANTI

NOMINATIVO PARTECIPANTE

DELEGANTI E RAPPRESENTATI	Parziale	Totale	RISULTATI ALLE VOTAZIONI				
			Ordinaria				
			1	2	3	4	
TEXAS MUNICIPAL RETIREMENT SYSTEM AGENTE:STATE STREET BANK AND TRUST COMPANY	306.461		F	F	C	C	
STATE OF NEW JERSEY COMMON PENSION FUND D AGENTE:STATE STREET BANK AND TRUST COMPANY	91.590		F	F	C	C	
CITY OF NEW YORK GROUP TRUST AGENTE:STATE STREET BANK AND TRUST COMPANY	195.504		F	F	F	C	
SSGA SPDR ETFS EUROPE I PUBLIC LIMITED COMPANY AGENTE:STATE STREET BANK AND TRUST COMPANY	237.493		F	F	F	C	
SSGA SPDR ETFS EUROPE II PUBLIC LIMITED COMPANY AGENTE:STATE STREET BANK AND TRUST COMPANY	8.518		F	F	F	C	
ANIMA SGR SPA AGENTE:BNP MIL GL CUST/CLIENTG/ASSETS NON TAXABLE	896.495		F	F	C	C	
CALIFORNIA PUBLIC EMPLOYEES RETIREMENT SYSTEM AGENTE:STATE STREET BANK AND TRUST COMPANY	1.436.258		F	F	F	F	
CALIFORNIA STATE TEACHERS RETIREMENT SYSTEM AGENTE:STATE STREET BANK AND TRUST COMPANY	461.539		F	F	F	F	
TENNESSEE CONSOLIDATED RETIREMENT SYSTEM AGENTE:STATE STREET BANK AND TRUST COMPANY	201.237		F	F	C	F	
UAW RETIREE MEDICAL BENEFITS TRUST AGENTE:STATE STREET BANK AND TRUST COMPANY	181.517		F	F	C	C	
VANGUARD FTSE DEVELOPED ALL CAP EX NORTH AMERICA INDEX ETF AGENTE:STATE STREET BANK AND TRUST COMPANY	1.294		F	F	F	F	
VANGUARD DEVEL ALL-CAP EX NORTH AMERICA EQT IND POOLED FUND AGENTE:STATE STREET BANK AND TRUST COMPANY	169		F	F	F	F	
WISDOMTREE ISSUER PUBLIC LIMITED COMPANY AGENTE:STATE STREET BANK AND TRUST COMPANY	151.376		F	F	C	C	
WASHINGTON STATE INVESTMENT BOARD AGENTE:STATE STREET BANK AND TRUST COMPANY	36.771		F	F	F	C	
WISDOMTREE DYNAMIC CURRENCY HEDGED INTRNL SMALLCAP EQ FUND AGENTE:STATE STREET BANK AND TRUST COMPANY	2.147		F	F	C	C	
WISDOMTREE EUROPE SMALLCAP DIVIDEND FUND AGENTE:STATE STREET BANK AND TRUST COMPANY	2.827.622		F	F	C	C	
ALLIANZ GI FONDS QUONIAM SMC AGENTE:BP2S-FRANKFURT	406.070		F	F	C	C	
WISDOMTREE INTERNATIONAL SMALLCAP DIVIDEND FUND AGENTE:STATE STREET BANK AND TRUST COMPANY	1.282.872		F	F	C	C	
WISDOMTREE EUROPE HEDGED SMALLCAP EQUITY FUND AGENTE:STATE STREET BANK AND TRUST COMPANY	288.692		F	F	C	C	
SS BK AND TRUST COMPANY INV FUNDS FOR TAXEXEMPT RETIREMENT PL AGENTE:STATE STREET BANK AND TRUST COMPANY	632.688		F	F	F	C	
STATE STREET GLOBAL ADVISORS LUXEMBOURG SICAV AGENTE:STATE STREET BANK AND TRUST COMPANY	152.866		F	F	F	C	
UBS ETF AGENTE:STATE STREET BANK AND TRUST COMPANY	28.216		F	F	C	C	
ISHARES MSCI EUROPE SMALL-CAP ETF AGENTE:STATE STREET BANK AND TRUST COMPANY	34.854		F	F	F	F	
ISHARES EUROPE DEVELOPED REAL ESTATE ETF AGENTE:STATE STREET BANK AND TRUST COMPANY	69.518		F	F	F	F	
ISHARES INTERNATIONAL DEVELOPED REAL ESTATE ETF AGENTE:STATE STREET BANK AND TRUST COMPANY	285.840		F	F	F	F	
ISHARES INTERNATIONAL DEVELOPED PROPERTY ETF AGENTE:STATE STREET BANK AND TRUST COMPANY	45.584		F	F	F	F	
BLACKROCK DEVELOPED REAL ESTATE INDEX FUND AGENTE:STATE STREET BANK AND TRUST COMPANY	264.252		F	F	F	F	
ALLIANZGI FONDS AEVN AGENTE:BP2S-FRANKFURT	549.144		F	F	C	C	
BLACKROCK INST TRUST CO NA INV FUNDSFOR EMPLOYEE BENEFIT TR AGENTE:STATE STREET BANK AND TRUST COMPANY	5.705.325		F	F	F	F	
ISHARES CORE MSCI EUROPE ETF AGENTE:STATE STREET BANK AND TRUST COMPANY	217.553		F	F	F	F	
ISHARES GLOBAL REIT ETF AGENTE:STATE STREET BANK AND TRUST COMPANY	157.476		F	F	F	F	
CONNECTICUT GENERAL LIFE INSURANCE COMPANY AGENTE:STATE STREET BANK AND TRUST COMPANY	3.662		F	F	F	F	
BLACKROCK CDN GLOBAL DEVELOPED REAL ESTATE INDEX FUND AGENTE:STATE STREET BANK AND TRUST COMPANY	391.080		F	F	F	F	
BGI MSCI EAFE SMALL CAP EQUITY INDEX FUND B AGENTE:STATE STREET BANK AND TRUST COMPANY	127.693		F	F	F	F	
BLACKROCK MSCI WORLD SMALL CAP EQ ESG SCREENED INDEX FUND B AGENTE:STATE STREET BANK AND TRUST COMPANY	5.259		F	F	F	F	
DEVELOPED REAL ESTATE INDEX FUND B AGENTE:STATE STREET BANK AND TRUST COMPANY	65.451		F	F	F	F	
IBM 401K PLUS PLAN AGENTE:STATE STREET BANK AND TRUST COMPANY	311.748		F	F	F	F	
IBM 401K PLUS PLAN AGENTE:STATE STREET BANK AND TRUST COMPANY	236.513		F	F	F	C	

ELENCO PARTECIPANTI

NOMINATIVO PARTECIPANTE

DELEGANTI E RAPPRESENTATI	Parziale	Totale	RISULTATI ALLE VOTAZIONI			
			Ordinaria			
			1	2	3	4
ALLIANZGI FONDS GANO 2 AGENTE:BP2S-FRANKFURT	71.547		F	F	C	C
STATE OF ALASKA RETIREMENT AND BENEFITS PLANS AGENTE:STATE STREET BANK AND TRUST COMPANY	2.004		F	F	F	C
COLLEGE RETIREMENT EQUITIES FUND AGENTE:STATE STREET BANK AND TRUST COMPANY	883.051		F	F	F	F
SPDR S&P WORLD (EX-US) ETF AGENTE:STATE STREET BANK AND TRUST COMPANY	169.332		F	F	F	C
SPDR S&P INTERNATIONAL SMALL CAP ETF AGENTE:STATE STREET BANK AND TRUST COMPANY	156.612		F	F	F	C
MSCI EAFE SMALL CAP PROV INDEX SEC COMMON TR F AGENTE:STATE STREET BANK AND TRUST COMPANY	99.171		F	F	F	C
ISHARES II PUBLIC LIMITED COMPANY AGENTE:STATE STREET BANK AND TRUST COMPANY	381.214		F	F	F	F
ISHARES PUBLIC LIMITED COMPANY AGENTE:STATE STREET BANK AND TRUST COMPANY	1.188.847		F	F	F	F
ISHARES VII PLC AGENTE:STATE STREET BANK AND TRUST COMPANY	581.971		F	F	F	F
BLACKROCK AM SCH AG OBO BIFS WORLD EX SW SMALL CAP EQ INDEX F AGENTE:STATE STREET BANK AND TRUST COMPANY	92.384		F	F	F	F
STICHTING PHILIPS PENSIOENFONDS AGENTE:STATE STREET BANK AND TRUST COMPANY	69.701		F	F	F	F
ALLIANZGI FONDS ZDD3 AGENTE:BP2S-FRANKFURT	164.871		F	F	C	C
VANGUARD INV FUNDS ICVC-VANGUARD FTSE GLOB ALL CAP IND FUND AGENTE:STATE STREET BANK AND TRUST COMPANY	1.205		F	F	F	F
TWO SIGMA EQUITY PORTFOLIO, LLC AGENTE:DB AG LONDON PRIME BROKERAGE	197.000		F	F	C	C
HIGH HAITH MASTER INVESTORS (CAYMAN) LP AGENTE:DB AG LONDON PRIME BROKERAGE	1.152.748		F	F	F	F
DYFED PENSION FUND AGENTE:NORTHERN TRUST COMPANY	1.012.879		F	F	F	F
EXELON CORPORATION DEF CONTRIBUTION RET PLANS MASTER TR AGENTE:NORTHERN TRUST COMPANY	142.006		F	F	C	C
WHEELS COMMON INVESTMENT FUND AGENTE:NORTHERN TRUST COMPANY	6.366		F	F	F	C
EXELON CORPORATION PENSION MASTER RETIREMENT TRUST AGENTE:NORTHERN TRUST COMPANY	451.466		F	F	C	C
CHEVRON MASTER PENSION TRUST AGENTE:NORTHERN TRUST COMPANY	44.708		F	F	F	C
DONNELLEY FINANCIAL PENSION TRUST AGENTE:NORTHERN TRUST COMPANY	40.611		F	F	F	F
LSC PENSION TRUST AGENTE:NORTHERN TRUST COMPANY	308.015		F	F	F	F
ALLIANZ GI FONDS AKTIEN GLOBAL AGENTE:BP2S-FRANKFURT	752.877		F	F	C	C
AJO INTERNATIONAL SMALL CAP FUND, LTD. AGENTE:NORTHERN TRUST COMPANY	413.292		F	F	C	C
NTGI-QM COMMON DAILY ALL COUNWD EX-US INV MKT INDEX F NONLEND AGENTE:NORTHERN TRUST COMPANY	14.085		F	F	F	C
NATIONAL COUNCIL FOR SOCIAL SECURITY FUND, P.R.C AGENTE:NORTHERN TRUST COMPANY	23.883		F	F	F	C
BLUE SKY GROUP AGENTE:NORTHERN TRUST COMPANY	466.264		F	F	C	F
NEW ZEALAND SUPERANNUATION FUND AGENTE:NORTHERN TRUST COMPANY	23.655		F	F	F	C
GOVERNMENT EMPLOYEES SUPERANNUATION BOARD AGENTE:NORTHERN TRUST COMPANY	71.219		F	F	F	F
BATTELLE MEMORIAL INSTITUTE AGENTE:NORTHERN TRUST COMPANY	245.800		F	F	C	C
THE HEALTH FOUNDATION AGENTE:NORTHERN TRUST COMPANY	402.556		F	F	C	C
NORTHERN TRUST GLOBAL INVESTMENTS COLLECTIVE FUNDS TRUST AGENTE:NORTHERN TRUST COMPANY	720.671		F	F	F	C
NORTHERN FUNDS GLOBAL REAL ESTATE INDEX FUND AGENTE:NORTHERN TRUST COMPANY	437.255		F	F	F	C
LA FRANCAISE LUX AGENTE:BP2S LUXEMBOURG	1.436.578		F	F	F	F
TEXAS SCOTTISH RITE HOSPITAL FOR CRIPPLED CHILDREN AGENTE:NORTHERN TRUST COMPANY	19.937		F	F	F	C
1199 SEIU HEALTH CARE EMPLOYEES PENSION FUND AGENTE:NORTHERN TRUST COMPANY	150.412		F	F	C	A
LOS ANGELES CITY EMPLOYEES RETIREMENT SYSTEM AGENTE:NORTHERN TRUST COMPANY	31.557		F	F	C	F
CITY OF LOS ANGELES FIRE AND POLICE PENSION PLAN AGENTE:NORTHERN TRUST COMPANY	58.642		F	F	F	C
CITY OF LOS ANGELES FIRE AND POLICE PENSION PLAN AGENTE:NORTHERN TRUST COMPANY	28.850		F	F	C	F
THE RETIREMENT BENEFIT TRUST OF THE R.R. DONNELLEY & SONS CO. AGENTE:NORTHERN TRUST COMPANY	79.729		F	F	F	F

RISULTATI ALLE VOTAZIONI					
Ordinaria					
1	2	3	4		
F	F	C	C		
F	F	F	C		
F	F	F	F		
F	F	F	C		
F	F	F	C		
F	F	F	C		
F	F	F	F		
F	F	F	F		
F	F	F	F		
F	F	F	F		
F	F	C	C		
F	F	F	F		
F	F	C	C		
F	F	F	F		
F	F	F	F		
F	F	C	C		
F	F	F	F		
F	F	F	C		
F	F	F	C		
F	F	F	F		
F	F	F	F		
F	F	F	F		
F	F	C	F		
F	F	F	C		
F	F	F	F		
F	F	C	A		
F	F	C	F		
F	F	F	C		
F	F	C	F		
F	F	F	F		

ELENCO PARTECIPANTI

NOMINATIVO PARTECIPANTE

DELEGANTI E RAPPRESENTATI

	Parziale	Totale
FORD MOTOR COMPANY OF CANADA, LIMITED PENSION TRUST AGENTE:NORTHERN TRUST COMPANY	2.609	
NORTHERN TRUST UCITS COMMON CONTRACTUAL FUND AGENTE:NORTHERN TRUST COMPANY	122.268	
COMMONWEALTH GLOBAL PROPERTY SECURITIES FUND 4 AGENTE:NORTHERN TRUST COMPANY	245.943	
MUNICIPAL EMPLOYEES' ANNUITY AND BENEFIT FUND OF CHICAGO AGENTE:NORTHERN TRUST COMPANY	31.416	
MORGAN STANLEY INVESTMENT FUNDS	209	
TCORPIM LISTED PROPERTY FUND AGENTE:BNP SS SIDNEY BRANCH	54.217	
ILLINOIS STATE BOARD OF INVESTMENT AGENTE:NORTHERN TRUST COMPANY	79.194	
ABU DHABI RETIREMENT PENSIONS AND BENEFITS FUND AGENTE:NORTHERN TRUST GLOBAL SERVICES LTD	26.256	
NORTHERN TRUST UCITS FGR FUND AGENTE:NORTHERN TRUST GLOBAL SERVICES LTD	430.960	
UNIVEST AGENTE:NORTHERN TRUST GLOBAL SERVICES LTD	827.196	
STG PFDS V.D. GRAFISCHE	101.118	
STG. PFDS. AHOLD MANDATE NORTHERN	26.720	
CNP ASSUR PIERRE	269.907	
BNY MELLON EMPLOYEE BENEFIT COLLECTIVE INVESTMENT FUND PLAN	13.665	
REAL ASSET INCOME AND GROWTH FUND	8.363	
CF DV ACWI EX-U.S. IMI FUND	2.070	
AMP INTERNATIONAL PROPERTY INDEX FUND HEDGED AGENTE:BNP SS SIDNEY BRANCH	61.410	
AMUNDI INDEX FTSE EPRA NAREIT GLOBAL	88.453	
CPR EURO HIGH DIVIDEND	537.768	
FCP CPR PROGRES DURABLE EUROPE	60.171	
FCP CIC PIERRE AGENTE:BQUE FEDERATIVE-STR	446.700	
INDEX MOTHER FUND EUROPE REIT AGENTE:SUMITOMO MITSUI TRUS	1.772	
SHINKO GLOBAL REIT INDEX MOTHER FUND AGENTE:SUMITOMO MITSUI TRUS	4.800	
DAIWA SEKAI REIT INDEX MOTHER FUND AGENTE:SUMITOMO MITSUI TRUS	2.950	
DAIWA GLOBAL REIT INDEX MOTHER FUND AGENTE:SUMITOMO MITSUI TRUS	15.400	
SAS TRUSTEE CORPORATION AGENTE:JP MORGAN CHASE BANK	123.242	
VANGUARD INTERNATIONAL SMALL COMPANIES I AGENTE:JP MORGAN CHASE BANK	23.384	
VANGUARD INTERNATIONAL PROPERTY SECURITI AGENTE:JP MORGAN CHASE BANK	539.687	
JPMORGAN FUNDS	3.585.298	
ONEPATH GLOBAL LISTED PROP INDEX POOL AGENTE:JP MORGAN CHASE BANK	240.984	
ONEPATH GLOBAL SHARES - SMALL CAP INDEX AGENTE:JP MORGAN CHASE BANK	14.597	
BT WHOLESALE MULTI MANAG INTL SHARE FUND AGENTE:JP MORGAN CHASE BANK	1.132.764	
PUBLIC EMPLOYEES RETIREMENT SYSTEM OF OHIO AGENTE:JP MORGAN CHASE BANK	289.254	
VANGUARD TOTAL INTERNATIONAL STOCK INDEX AGENTE:JP MORGAN CHASE BANK	3.883.824	
STICHTING PENSIOENFONDS VOOR HUISARTSEN AGENTE:JP MORGAN CHASE BANK	61.728	
SPROTT GLOBAL REAL ESTATE FD AGENTE:RBC INVESTOR SERVICE	498.375	
BAILLIE GIFFORD WORLDWIDE FUNDS PLC AGENTE:BROWN BROTHERS HARR	188.220	
HSBC GROUP HONG KONG LOCAL STAFF RETIREMENT BENEFIT SCHEME AGENTE:HONGKONG/SHANGHAI BK	14.297	
NFS LIMITED TRAFALGAR COURT LES BANQUES AGENTE:JP MORGAN CHASE BANK	120.428	
VANGUARD EUROPEAN STOCK INDEX FUND AGENTE:BROWN BROTHERS HARR	702.597	
EQ.ADVISORS TRUST-AXA REAL ESTATE PORTF. AGENTE:JP MORGAN CHASE BANK	8.318	
HSBC FTSE EPRA/NAREIT DEVELOPED ETF AGENTE:HSBC BANK PLC	27.599	
NATWEST DEP BG DIV GROWTH FD	15.630.000	

RISULTATI ALLE VOTAZIONI				
Ordinaria				
1	2	3	4	
F	F	F	C	
F	F	F	C	
F	F	F	C	
F	F	F	C	
F	F	F	C	
F	F	F	F	
F	F	F	F	
F	F	F	F	
F	F	F	F	
F	F	F	C	
F	F	F	C	
F	F	F	C	
F	F	C	C	
F	F	F	C	
F	F	F	C	
F	F	C	C	
F	F	F	C	
F	F	C	C	
F	F	F	C	
F	F	C	C	
F	F	C	C	
F	F	F	F	
F	F	F	F	
F	F	F	F	
F	F	F	F	
F	F	F	F	
F	F	F	F	
F	F	F	F	
F	F	F	F	
F	F	C	C	
F	F	C	C	
F	F	F	F	
F	F	F	F	
F	F	F	F	
F	F	C	C	
F	F	F	F	

ELENCO PARTECIPANTI

NOMINATIVO PARTECIPANTE

DELEGANTI E RAPPRESENTATI	Parziale	Totale
VANGUARD FTSE ALL-WORLD EX-US SMALL CAP INDEX FUND AGENTE: BROWN BROTHERS HARR	553.078	
LEGAL AND GENERAL ASSURANCE PENSIONS MANAGEMENT LIMITED RICHIEDENTE: CBLDN S/A LEGAL AND GENERAL	911	
LEGAL AND GENERAL ASSURANCE PENSIONS MANAGEMENT LIMITED RICHIEDENTE: CBLDN S/A LEGAL AND GENERAL	161.169	
LEGAL AND GENERAL COLLECTIVE INVESTMENT TRUST RICHIEDENTE: CBNY-LEGAL & GEN COLL INV TRST	7.746	
NUMERIC ABSOLUTE RETURN FUND LP OGIER FIDUCIARY SERVICES (BVI) LTD RICHIEDENTE: MORGAN STANLEY AND CO. LLC	8.900	
NUMERIC MULTI STRATEGY MARKET NEUTRAL LEVERED OFFSHORE FUND LIMITED RICHIEDENTE: MORGAN STANLEY AND CO. LLC	41	
NUMERIC SOCIALLY AWARE MULTI STRATEGY FUND LTD RICHIEDENTE: MORGAN STANLEY AND CO. LLC	15	
OIL INVESTMENT CORPORATION LTD. - ESM C/O NUMERIC INVESTORS LLC RICHIEDENTE: MORGAN STANLEY AND CO. LLC	22.600	
PANAGORA ASSET MANAGEMENT INC RICHIEDENTE: MORGAN STANLEY AND CO. LLC	2.127	
SALIENT INTERNATIONAL REAL ESTATE FUND RICHIEDENTE: CITIBANK NA NEW YORK SA FWD INT REAL ESTATE	456.600	
TWO SIGMA SPECTRUM PORTFOLIO LLC RICHIEDENTE: MORGAN STANLEY AND CO. LLC	166	
		86.781.503
NADALINI LORIS	10.000	
		10.000
PAMPINI ANGELO - PER DELEGA DI	22.176	
GRANDI RINA	60.463	
		82.639
RIZZARDI RAFFAELE - PER DELEGA DI	329.000	
DE VECCHI GIOVANNA	28.850	
RIZZARDI NICOLA	25.000	
RIZZARDI PAOLA	172.000	
		554.850

RISULTATI ALLE VOTAZIONI			
Ordinaria			
1	2	3	4
F	F	F	F
F	F	C	C
F	F	C	C
F	F	C	C
F	F	C	C
F	F	C	C
F	F	C	C
F	F	C	C
F	F	F	F
F	F	C	C
F	F	F	F
F	F	F	F
F	F	F	F
F	F	F	F

Legenda:

- 1 Approvazione bilancio al 31/12/2016
- 3 Relazione sulla Remunerazione

- 2 Destinazione utile es. 2016
- 4 Autorizzazione acquisto azioni proprie

Assemblea Ordinaria del 12 aprile 2017ESITO VOTAZIONE

Oggetto : Approvazione bilancio al 31/12/2016

Hanno partecipato alla votazione:

-n° 222 azionisti, portatori di n° 518.097.383 azioni

ordinarie, di cui n° 518.097.383 ammesse al voto,

pari al 63,723039% del capitale sociale.

Hanno votato:

		% Azioni Ordinarie Rappresentate (Quorum deliberativo)	% Azioni Ammesse al voto	%Cap. Soc.
Favorevoli	518.097.383	100,000000	100,000000	63,723039
Contrari	0	0,000000	0,000000	0,000000
Sub Totale	518.097.383	100,000000	100,000000	63,723039
Astenuti	0	0,000000	0,000000	0,000000
Non Votanti	0	0,000000	0,000000	0,000000
Sub totale	0	0,000000	0,000000	0,000000
Totale	518.097.383	100,000000	100,000000	63,723039

Assemblea Ordinaria del 12 aprile 2017
(2^ Convocazione del 13 aprile 2017)

LISTA ESITO DELLE VOTAZIONE

Oggetto: Approvazione bilancio al 31/12/2016

FAVOREVOLI

Badge	Ragione Sociale	Proprio	Delega	Totale
1	GUBERTI SIMONE	0	0	0
DE*	1199 SEIU HEALTH CARE EMPLOYEES PENSION FUND	0	150.412	150.412
DE*	56053 IP GLOBAL EQUITIES I	0	150.608	150.608
DE*	ABU DHABI RETIREMENT PENSIONS AND BENEFITS FUND	0	26.256	26.256
DE*	AEGON CUSTODY B.V	0	232.362	232.362
DE*	AGI KOMDY BS W 8523 03 5225 SPK	0	252.360	252.360
DE*	AGI PV WS RCM IND 8490 07 5210 SPK	0	274.667	274.667
DE*	AJO GLOBAL MARKET-NEUTRAL FUND LTD	0	53.553	53.553
DE*	AJO INTERNATIONAL SMALL CAP FUND, LTD.	0	413.292	413.292
DE*	ALASKA PERMANENT FUND CORPORATION	0	216.583	216.583
DE*	ALLIANZ GI FONDS AKTIEN GLOBAL	0	752.877	752.877
DE*	ALLIANZ GI FONDS QUONIAM SMC	0	406.070	406.070
DE*	ALLIANZGI FONDS AEVN	0	549.144	549.144
DE*	ALLIANZGI FONDS GANO 2	0	71.547	71.547
DE*	ALLIANZGI FONDS ZDD3	0	164.871	164.871
DE*	AMP INTERNATIONAL PROPERTY INDEX FUND HEDGED	0	61.410	61.410
DE*	AMUNDI INDEX FTSE EPRA NAREIT GLOBAL	0	88.453	88.453
DE*	ANIMA SGR SEA	0	896.495	896.495
DE*	BAILLIE GIFFORD WORLDWIDE FUNDS PLC	0	188.220	188.220
DE*	BATTELLE MEMORIAL INSTITUTE	0	245.800	245.800
DE*	BERNSTEIN FUND, INC. - INTERNATIONAL SMALL CAP PORTFOLIO	0	721.931	721.931
DE*	BGI MSCI EAFE SMALL CAP EQUITY INDEX FUND B	0	127.693	127.693
DE*	BLACKROCK AM SCH AG OBO BIFS WORLD EX SW SMALL CAP EQ INDEX F	0	92.384	92.384
DE*	BLACKROCK CDN GLOBAL DEVELOPED REAL ESTATE INDEX FUND	0	391.080	391.080
DE*	BLACKROCK DEVELOPED REAL ESTATE INDEX FUND	0	264.252	264.252
DE*	BLACKROCK INDEX SELECTION FUND	0	524.276	524.276
DE*	BLACKROCK INST TRUST CO NA INV FUNDSFOR EMPLOYEE BENEFIT TR	0	5.705.325	5.705.325
DE*	BLACKROCK MSCI WORLD SMALL CAP EQ ESG SCREENED INDEX FUND B	0	5.259	5.259
DE*	BLUE SKY GROUP	0	466.264	466.264
DE*	BNY MELLON EMPLOYEE BENEFIT COLLECTIVE INVESTMENT FUND PLAN	0	13.665	13.665
DE*	BNYM SMALL CAP EUROLAND FD BNYMTCIL	0	604.549	604.549
DE*	BNYMTD GLO PROP SECS EQ TKR FUND	0	458.835	458.835
DE*	BNYMTD RAMAM WORLD RECOVERY FUND	0	1.117.000	1.117.000
DE*	BNYMTD RM GLOBAL HIGH ALPHA FUND	0	392.700	392.700
DE*	BOSTON PATRIOT CONGRESS ST LLC C/O PANAGORA ASSET MANAGEMENT, INC.	0	336	336
DE*	BT WHOLESALE MULTI MANAG INTL SHARE FUND	0	1.132.764	1.132.764
DE*	CALIFORNIA PUBLIC EMPLOYEES RETIREMENT SYSTEM	0	1.436.258	1.436.258
DE*	CALIFORNIA STATE TEACHERS RETIREMENT SYSTEM	0	461.539	461.539
DE*	CAUSEWAY INTL SMALL CAP FUND	0	178.088	178.088
DE*	CF DV ACWI EX-U.S. IMI FUND	0	2.070	2.070
DE*	CH0526 - UBS (CH) INSTITUTIONAL FUND - EQUITIES GLOBAL SMALL CAP PASSIVE II	0	2.676	2.676
DE*	CHEVRON MASTER PENSION TRUST	0	44.708	44.708
DE*	CITY OF LOS ANGELES FIRE AND POLICE PENSION PLAN	0	28.850	28.850

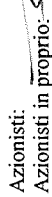
Assemblea Ordinaria del 12 aprile 2017
(2^ Convocazione del 13 aprile 2017)

LISTA ESITO DELLE VOTAZIONE

Oggetto: Approvazione bilancio al 31/12/2016

FAVOREVOLI

Badge	Ragione Sociale	Proprio	Delega	Totale
DE*	CITY OF LOS ANGELES FIRE AND POLICE PENSION PLAN	0	58.642	58.642
DE*	CITY OF NEW YORK GROUP TRUST	0	195.504	195.504
DE*	CNP ASSUR PIERRE	0	269.907	269.907
DE*	COLLEGE RETIREMENT EQUITIES FUND	0	883.051	883.051
DE*	COMMONWEALTH GLOBAL PROPERTY SECURITIES FUND 4	0	245.943	245.943
DE*	CONNECTICUT GENERAL LIFE INSURANCE COMPANY	0	3.662	3.662
DE*	CONSOLIDATED EDISON RETIREMENT PLAN	0	589.269	589.269
DE*	CPR EURO HIGH DIVIDEND	0	537.768	537.768
DE*	CX9F LSV INT SMALL CAP	0	309.751	309.751
DE*	DAIWA GLOBAL REIT INDEX MOTHER FUND	0	15.400	15.400
DE*	DAIWA SEKAI REIT INDEX MOTHER FUND	0	2.950	2.950
DE*	DEUTSCHE XTRK MSCI EMU HDG EQ ETF	0	4.902	4.902
DE*	DEVELOPED REAL ESTATE INDEX FUND B	0	65.451	65.451
DE*	DIVERSIFIED REAL ASSET INCOME FUND	0	167.591	167.591
DE*	DONNELLEY FINANCIAL PENSION TRUST	0	40.611	40.611
DE*	DYPED PENSION FUND	0	1.012.879	1.012.879
DE*	EQ.ADVISORS TRUST-AXA REAL ESTATE PORTF.	0	8.318	8.318
DE*	EXELON CORPORATION DEF CONTRIBUTION RET PLANS MASTER TR	0	142.006	142.006
DE*	EXELON CORPORATION PENSION MASTER RETIREMENT TRUST	0	451.466	451.466
DE*	FCP CIC PIERRE	0	446.700	446.700
DE*	FCP CPR PROGRES DURABLE EUROPE	0	60.171	60.171
DE*	FIDELITY ADV SER VIII FIDELITY ADV GLB CAPITAL APPRECIATION F	0	205.800	205.800
DE*	FIDELITY SAL ST T SPARTAN TOTAL INT IN F	0	6.688	6.688
DE*	FORD MOTOR COMPANY OF CANADA, LIMITED PENSION TRUST	0	2.609	2.609
DE*	FT FTSE EPFRANREIT GLOB RE INDEX FD	0	16.638	16.638
DE*	GOVERNMENT EMPLOYEES SUPERANNUATION BOARD	0	71.219	71.219
DE*	GOVERNMENT OF THE PROVINCE OF ALBERTA	0	746.400	746.400
DE*	HIGH HALTH MASTER INVESTORS (CAYMAN) LP	0	1.152.748	1.152.748
DE*	HIGHMARK LIMITED HIGHMARK LONG SHORT EQUITY 2 CO PANAGORA ASSET MANAGEMENT INC	0	163	163
DE*	HSC FTSE EPRA/NAREIT DEVELOPED ETF	0	27.599	27.599
DE*	HSCB GROUP HONG KONG LOCAL STAFF RETIREMENT BENEFIT SCHEME	0	14.297	14.297
DE*	IBM 401K PLUS PLAN	0	236.513	236.513
DE*	IBM 401K PLUS PLAN	0	311.748	311.748
DE*	ILLINOIS STATE BOARD OF INVESTMENT	0	79.194	79.194
DE*	INDEX MOTHER FUND EUROPE REIT	0	1.772	1.772
DE*	INDIANA PUBLIC RETIREMENT SYSTEM	0	18.342	18.342
DE*	INTERNATIONAL MONETARY FUND	0	48.759	48.759
DE*	INTERNATIONAL MONETARY FUND	0	53.225	53.225
DE*	INTERNATIONAL PAPER CO COMMINGLED INVESTMENT GROUP TRUST	0	162.003	162.003
DE*	INTL REAL ESTATE	0	2.362.588	2.362.588
DE*	ISHARES CORE MSCI EUROPE ETF	0	217.553	217.553
DE*	ISHARES EUROPE DEVELOPED REAL ESTATE ETF	0	69.518	69.518
DE*	ISHARES GLOBAL REIT ETF	0	157.476	157.476

Azionisti:  222 Teste: 6

Azionisti in proprio: 3 Azionisti in delega: 219

Assemblea Ordinaria del 12 aprile 2017
(2^ Convocazione del 13 aprile 2017)

LISTA ESITO DELLE VOTAZIONE
Oggetto: Approvazione bilancio al 31/12/2016

FAVOREVOLI

Badge	Ragione Sociale	Proprio	Delega	Totale
DE*	ISHARES II PUBLIC LIMITED COMPANY	0	381.214	381.214
DE*	ISHARES INTERNATIONAL DEVELOPED PROPERTY ETF	0	45.584	45.584
DE*	ISHARES INTERNATIONAL DEVELOPED REAL ESTATE ETF	0	285.840	285.840
DE*	ISHARES MSCI EUROPE SMALL-CAP ETF	0	34.854	34.854
DE*	ISHARES PUBLIC LIMITED COMPANY	0	1.188.847	1.188.847
DE*	ISHARES VII PLC	0	581.971	581.971
DE*	JOHN HANCOCK SEAPORT FUND	0	546.157	546.157
DE*	JPMORGAN FUNDS	0	3.585.298	3.585.298
DE*	KENNEDY CAPITAL MANAGEMENT INC	0	3.000	3.000
DE*	KENTUCKY RETIREMENT SYSTEMS	0	70.186	70.186
DE*	KENTUCKY RETIREMENT SYSTEMS INSURANCE TRUST FUND	0	28.802	28.802
DE*	LA FRANCAISE LUX	0	1.436.578	1.436.578
DE*	LEGAL AND GENERAL ASSURANCE PENSIONS MANAGEMENT LIMITED	0	765	765
DE*	LEGAL AND GENERAL ASSURANCE PENSIONS MANAGEMENT LIMITED	0	911	911
DE*	LEGAL AND GENERAL ASSURANCE PENSIONS MANAGEMENT LIMITED	0	161.169	161.169
DE*	LEGAL AND GENERAL ASSURANCE PENSIONS MANAGEMENT LIMITED	0	7.746	7.746
DE*	LEGAL AND GENERAL COLLECTIVE INVESTMENT TRUST	0	31.557	31.557
DE*	LOS ANGELES CITY EMPLOYEES RETIREMENT SYSTEM	0	308.015	308.015
DE*	LSC PENSION TRUST	0	78.100	78.100
DE*	MAN NUMERIC INT SMALL CAP TR	0	64.547	64.547
DE*	MARYLAND STATE RETIREMENT & PENSION SYSTEM	0	17.424	17.424
DE*	MET INVESTOR SERIES TRUST-ALLIANCE GLOBAL DYNAMIC ALL PTF	0	341.900	341.900
DE*	METROPOLITAN WATER RECLAMATION DISTRICT RETIREMENT FUND	0	21.063	21.063
DE*	MM SELECT EQUITY ASSET FUND	0	193	193
DE*	MORGAN STANLEY INSTITUTIONAL FUND TR- GL MULTI-ASSET INC PTF	0	209	209
DE*	MORGAN STANLEY INVESTMENT FUNDS	0	99.171	99.171
DE*	MSCI EAFE SMALL CAP PROV INDEX SEC COMMON TR F	0	31.416	31.416
DE*	MUNICIPAL EMPLOYEES' ANNUITY AND BENEFIT FUND OF CHICAGO	0	23.883	23.883
DE*	NATIONAL COUNCIL FOR SOCIAL SECURITY FUND, P.R.C	0	15.630.000	15.630.000
DE*	NATWEST DEP BG DIV GROWTH FD	0	674.990	674.990
DE*	NATWEST DEP BG MA GROWTH FUND	0	23.655	23.655
DE*	NEW ZEALAND SUPERANNUATION FUND	0	120.428	120.428
DE*	NFS LIMITED TRAFALGAR COURT LES BANQUES	0	17.176	17.176
DE*	NOMURA TR&BK NIKKO INTL REIT	0	437.255	437.255
DE*	NORTHERN FUNDS GLOBAL REAL ESTATE INDEX FUND	0	720.671	720.671
DE*	NORTHERN TRUST GLOBAL INVESTMENTS COLLECTIVE FUNDS TRUST	0	122.268	122.268
DE*	NORTHERN TRUST UCITS COMMON CONTRACTUAL FUND	0	430.960	430.960
DE*	NORTHERN TRUST UCITS FGR FUND	0	14.085	14.085
DE*	NTGI-OM COMMON DAILY ALL COUNWD EX-US INV MKT INDEX F NONLEND	0	8.900	8.900
DE*	NUMERIC ABSOLUTE RETURN FUND LP OGIER FIDUCIARY SERVICES (BVI) LTD	0	41	41
DE*	NUMERIC MULTI STRATEGY MARKET NEUTRAL LEVERED OFFSHORE FUND LIMITED	0	15	15
DE*	NUMERIC SOCIALLY AWARE MULTI STRATEGY FUND LTD	0	17.548	17.548
DE*	NUVEEN GLOB INV FD-NUVEEN REAL	0	82.022	82.022
DE*	NUVEEN REAL ASSET INCOME AND GROWTH FUND	0		

Assemblea Ordinaria del 12 aprile 2017
(2^ Convocazione del 13 aprile 2017)

LISTA ESITO DELLE VOTAZIONE

Oggetto: Approvazione bilancio al 31/12/2016

FAVOREVOLI

Badge	Ragione Sociale	Proprio	Delega	Totale
DE*	NUVEEN REAL ASSET INCOME FUND	0	656.705	656.705
DE*	OIL INVESTMENT CORPORATION LTD. - ESM C/O NUMERIC INVESTORS LLC	0	22.600	22.600
DE*	ONEPATH GLOBAL LISTED PROP INDEX POOL	0	240.984	240.984
DE*	ONEPATH GLOBAL SHARES - SMALL CAP INDEX	0	14.597	14.597
DE*	PANAGORA ASSET MANAGEMENT INC	0	2.127	2.127
DE*	PANAGORA DIVERSIFIED ARBITRAGE MASTER FUND LTD	0	35.936	35.936
DE*	PENSION RESERVES INVESTMENT TRUST FUND	0	105.470	105.470
DE*	PHC NORTHERN TRUST	0	177.305	177.305
DE*	PS FR DEVEL MARK EX US SMALL PORT	0	1.371	1.371
DE*	PS FTSERAFI EUSM UCITS ETF BNYMTCIL	0	11.631	11.631
DE*	PUBLIC EMPLOYEES RETIREMENT ASSOCIATION OF NEW MEXICO	0	24.539	24.539
DE*	PUBLIC EMPLOYEES RETIREMENT SYSTEM OF OHIO	0	289.254	289.254
DE*	REAL ASSET INCOME AND GROWTH FUND	0	8.363	8.363
DE*	RETURN TO WORK CORPORATION OF SOUTH AUST RALIA	0	31.764	31.764
DE*	S.W. MITCHELL SMALL CAP EUROPEAN FUND LIMITED C/O S W MITCHELL CAPITAL LLP	0	158.602	158.602
DE*	SALIENT INTERNATIONAL REAL ESTATE FUND	0	456.600	456.600
DE*	SAS TRUSTEE CORPORATION	0	123.242	123.242
DE*	SCHWAB GLOBAL REAL ESTATE FUND	0	1.032.132	1.032.132
DE*	SCHWAB INTERNATIONAL SMALL-CAP EQUITY ETF	0	217.507	217.507
DE*	SEI GLOBAL MASTER FUND PLC	0	944.908	944.908
DE*	SEI LUPUS ALPHA PAN EUROP SMAL	0	621.358	621.358
DE*	SHINKO GLOBAL REIT INDEX MOTHER FUND	0	4.800	4.800
DE*	SL5F AJO INTERNATIONAL EQUITY	0	78.459	78.459
DE*	SPDR S&P INTERNATIONAL SMALL CAP ETF	0	156.612	156.612
DE*	SPDR S&P WORLD (EX-US) ETF	0	169.332	169.332
DE*	SPROTT GLOBAL REAL ESTATE FD	0	498.375	498.375
DE*	SS BK AND TRUST COMPANY INV FUNDS FOR TAXEXEMPT RETIREMENT PL	0	632.688	632.688
DE*	SSGA SPDR ETFS EUROPE I PUBLIC LIMITED COMPANY	0	237.493	237.493
DE*	SSGA SPDR ETFS EUROPE II PUBLIC LIMITED COMPANY	0	8.518	8.518
DE*	STATE BOARD OF ADMINISTRATION OF FLORIDA	0	92.948	92.948
DE*	STATE OF ALASKA RETIREMENT AND BENEFITS PLANS	0	2.004	2.004
DE*	STATE OF NEW JERSEY COMMON PENSION FUND D	0	91.590	91.590
DE*	STATE STREET GLOBAL ADVISORS LUXEMBOURG SICAV	0	152.866	152.866
DE*	STG PFDS V.D. GRAFISCHE	0	101.118	101.118
DE*	STG. PFDS. AHOLD MANDATE NORTHERN	0	26.720	26.720
DE*	STICHTING BEDRIJFSTAKPENSIOENFONDS VOOR HET SCHILDERS AFWERKINGS EN GLASZETBEDRIJF	0	41.314	41.314
DE*	STICHTING PENSIOENFONDS CAMPINA	0	19.871	19.871
DE*	STICHTING PENSIOENFONDS VOOR HUISARTSEN	0	61.728	61.728
DE*	STICHTING PHILIPS PENSIOENFONDS	0	69.701	69.701
DE*	TCORPIM LISTED PROPERTY FUND	0	54.217	54.217
DE*	TENNESSEE CONSOLIDATED RETIREMENT SYSTEM	0	201.237	201.237
DE*	TEXAS MUNICIPAL RETIREMENT SYSTEM	0	306.461	306.461
DE*	TEXAS SCOTTISH RITE HOSPITAL FOR CRIPPLED CHILDREN	0	19.937	19.937

Azionisti:

Azionisti in proprio: 222

Teste: 6

Azionisti in delega: 3

6

219

Pagina 7

Assemblea Ordinaria del 12 aprile 2017
(2^ Convocazione del 13 aprile 2017)

LISTA ESITO DELLE VOTAZIONE

Oggetto: Approvazione bilancio al 31/12/2016

FAVOREVOLI

Badge	Ragione Sociale	Proprio	Delega	Totale
DE*	THE ALLIANCEBERNSTEIN POOLING PTF - ALLIANCEB VOL MNGM PTF	0	7.864	7.864
DE*	THE HEALTH FOUNDATION	0	402.556	402.556
DE*	THE RETIREMENT BENEFIT TRUST OF THE R.R. DONNELLEY & SONS CO.	0	79.729	79.729
DE*	THE WALT DISNEY COMPANY RETIREMENT PLAN MASTER TRUST	0	209.838	209.838
DE*	TR+ CUST SERV BK LTD ATF SHINKO GLOBAL REIT INDEX MOTHER FUND	0	3.522	3.522
DE*	TRUST&CUST SERV BK DIAM WORLD	0	492.850	492.850
DE*	TRUST&CUST SERV BK GAIKOKU REI	0	112.110	112.110
DE*	TWO SIGMA EQUITY PORTFOLIO, LLC	0	197.000	197.000
DE*	TWO SIGMA SPECTRUM PORTFOLIO LLC	0	166	166
DE*	TXMF LSV	0	1.375.000	1.375.000
DE*	UAW RETIREE MEDICAL BENEFITS TRUST	0	181.517	181.517
DE*	UBS ETF	0	28.216	28.216
DE*	UBS FUND MANAGEMENT (SWITZERLAND) AG	0	168.439	168.439
DE*	UBS FUND MGT (CH) AG CH0516/UBSCHIF2-EGSCPII	0	135.618	135.618
DE*	UNIVEST	0	827.196	827.196
DE*	USAA INTERNATIONAL FUND	0	1.037.234	1.037.234
DE*	USBK TPM GR FS ML FT GL RL ES SC FD	0	132.419	132.419
DE*	UTC ACADIAN ASSET MGMT	0	303.275	303.275
DE*	VANGUARD DEVEL ALL-CAP EX NORTH AMERICA EQT IND POOLED FUND	0	169	169
DE*	VANGUARD DEVELOPED MARKETS INDEX FUND	0	1.495.640	1.495.640
DE*	VANGUARD EUROPEAN STOCK INDEX FUND	0	702.597	702.597
DE*	VANGUARD FTSE ALL-WORLD EX-US SMALL CAP INDEX FUND	0	553.078	553.078
DE*	VANGUARD FTSE DEVELOPED ALL CAP EX NORTH AMERICA INDEX ETF	0	1.294	1.294
DE*	VANGUARD GLOBAL EX-US REAL ESTATE INDEX	0	1.366.479	1.366.479
DE*	VANGUARD INTERNATIONAL PROPERTY SECURITI	0	539.687	539.687
DE*	VANGUARD INTERNATIONAL SMALL COMPANIES I	0	23.384	23.384
DE*	VANGUARD INV FUNDS ICVC-VANGUARD FTSE GLOB ALL CAP IND FUND	0	1.205	1.205
DE*	VANGUARD INVESTMENT SERIES, PLC	0	76.974	76.974
DE*	VANGUARD TOTAL INTERNATIONAL STOCK INDEX	0	3.883.824	3.883.824
DE*	VANGUARD TOTAL WORLD STOCK INDEX FUND	0	55.105	55.105
DE*	VIRGINIA RETIREMENT SYSTEM	0	333.133	333.133
DE*	WASHINGTON STATE INVESTMENT BOARD	0	36.771	36.771
DE*	WELLINGTON MANAGEMENT PORTFOLIOS	0	33.103	33.103
DE*	WEST VIRGINIA INVESTMENT MANAGEMENT BOARD	0	547.100	547.100
DE*	WHEELS COMMON INVESTMENT FUND	0	6.366	6.366
DE*	WILM MULTI MGR REAL ASSET PPA	0	154.662	154.662
DE*	WISDOMTREE DYNAMIC CURRENCY HEDGED INTRNL SMALLCAP EQ FUND	0	2.147	2.147
DE*	WISDOMTREE EUROPE HEDGED SMALLCAP EQUITY FUND	0	288.692	288.692
DE*	WISDOMTREE EUROPE SMALLCAP DIVIDEND FUND	0	2.827.622	2.827.622
DE*	WISDOMTREE INTERNATIONAL SMALLCAP DIVIDEND FUND	0	1.282.872	1.282.872
DE*	WISDOMTREE ISSUER PUBLIC LIMITED COMPANY	0	151.376	151.376
2	CAITANELO CLAUDIO - IN QUALITA' DI RAPPRESENTANTE DESIGNATO - COMPUTERSHARE SPA	0	0	0
DE*	UNICOOP TIRRENO SOCIETA' COOPERATIVA A.R.L.	0	97.789.089	97.789.089

Azionisti:

Azionisti in proprio:

222

Teste:

3 Azionisti in delega:

6

219

Pagina 8

Assemblea Ordinaria del 12 aprile 2017
(2^ Convocazione del 13 aprile 2017)

LISTA ESITO DELLE VOTAZIONE
Oggetto: Approvazione bilancio al 31/12/2016

FAVOREVOLI

Badge	Ragione Sociale	Proprio	Delega	Totale
3	PAMPINI ANGELO	22.176	60.463	82.639
4	CORRADO MARIANGELA	0	0	0
DE*	COOP ALLEANZA 3.0 SOC. COOP.	0	332.709.679	332.709.679
DE*	COOPERATIVA RENO SCARL	0	169.623	169.623
5	RIZZARDI RAFFAELE	329.000	225.850	554.850
6	NADALINI LORIS	10.000	0	10.000

Totale voti 518.097.383
Percentuale votanti % 100,000000
Percentuale Capitale % 63,723039

Azionisti: 
Azionisti in proprio: 222 Teste: 6
Azionisti in delega: 3 Azionisti in delega: 219

Assemblea Ordinaria del 12 aprile 2017
(2^ Convocazione del 13 aprile 2017)

LISTA ESITO DELLE VOTAZIONE
Oggetto: Approvazione bilancio al 31/12/2016

CONTRARI

Badge	Ragione Sociale	Totale voti	Percentuale votanti %	Percentuale Capitale %	Proprio	Delega	Totale
		0	0,000000	0,000000			



Azionisti:
Azionisti in proprio:

0 Teste:
0 Azionisti in delega:

Assemblea Ordinaria del 12 aprile 2017
(2^ Convocazione del 13 aprile 2017)

LISTA ESITO DELLE VOTAZIONE
Oggetto: Approvazione bilancio al 31/12/2016

ASTENUTI

Badge	Ragione Sociale	Proprio	Delega	Totale
Totale voti	0			
Percentuale votanti %	0,000000			
Percentuale Capitale %	0,000000			



Azionisti:
Azionisti in proprio:

0 Teste:
0 Azionisti in delega:



Assemblea Ordinaria del 12 aprile 2017
(2^ Convocazione del 13 aprile 2017)

LISTA ESITO DELLE VOTAZIONE

Oggetto: **Approvazione bilancio al 31/12/2016**

NON VOTANTI

Badge	Ragione Sociale	Proprio	Delega	Totale
Totale voti		0		
Percentuale votanti %		0,000000		
Percentuale Capitale %		0,000000		



Azionisti:
Azionisti in proprio:

0 Teste:
0 Azionisti in delega:

Assemblea Ordinaria del 12 aprile 2017ESITO VOTAZIONEOggetto : **Destinazione utile es. 2016****Hanno partecipato alla votazione:**

-n° **222** azionisti, portatori di n° **518.097.383** azioni ordinarie, di cui n° **518.097.383** ammesse al voto, pari al **63,723039%** del capitale sociale.

Hanno votato:

		% Azioni Ordinarie Rappresentate (Quorum deliberativo)	% Azioni Ammesse al voto	%Cap. Soc.
Favorevoli	518.097.383	100,000000	100,000000	63,723039
Contrari	0	0,000000	0,000000	0,000000
Sub Totale	<u>518.097.383</u>	100,000000	100,000000	63,723039
Astenuti	0	0,000000	0,000000	0,000000
Non Votanti	0	0,000000	0,000000	0,000000
Sub totale	<u>0</u>	0,000000	0,000000	0,000000
Totale	<u>518.097.383</u>	100,000000	100,000000	63,723039



Assemblea Ordinaria del 12 aprile 2017
(2^ Convocazione del 13 aprile 2017)

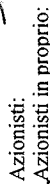
LISTA ESITO DELLE VOTAZIONE

Oggetto: Destinazione utile es. 2016

FAVOREVOLI

Badge	Ragione Sociale	Proprio	Delega	Totale
1	GUBERTI SIMONE	0	0	0
DE*	1199 SEIU HEALTH CARE EMPLOYEES PENSION FUND	0	150.412	150.412
DE*	56053 IP GLOBAL EQUITIES I	0	150.608	150.608
DE*	ABU DHABI RETIREMENT PENSIONS AND BENEFITS FUND	0	26.256	26.256
DE*	AEGON CUSTODY B.V	0	232.362	232.362
DE*	AGI KOMDY BS W 8523 03 5225 SPK	0	252.360	252.360
DE*	AGI PV WS RCM IND 8490 07 5210 SPK	0	274.667	274.667
DE*	AJO GLOBAL MARKET-NEUTRAL FUND LTD	0	53.553	53.553
DE*	AJO INTERNATIONAL SMALL CAP FUND, LTD.	0	413.292	413.292
DE*	ALASKA PERMANENT FUND CORPORATION	0	216.583	216.583
DE*	ALLIANZ GI FONDS AKTIEN GLOBAL	0	752.877	752.877
DE*	ALLIANZ GI FONDS QUONIAM SMC	0	406.070	406.070
DE*	ALLIANZGI FONDS AEVN	0	549.144	549.144
DE*	ALLIANZGI FONDS GANO 2	0	71.547	71.547
DE*	ALLIANZGI FONDS ZDD3	0	164.871	164.871
DE*	AMP INTERNATIONAL PROPERTY INDEX FUND HEDGED	0	61.410	61.410
DE*	AMUNDI INDEX FTSE EPRA NAREIT GLOBAL	0	88.453	88.453
DE*	ANIMA SGR SPA	0	896.495	896.495
DE*	BAILLIE GIFFORD WORLDWIDE FUNDS PLC	0	188.220	188.220
DE*	BATTELLE MEMORIAL INSTITUTE	0	245.800	245.800
DE*	BERNSTEIN FUND, INC.- INTERNATIONAL SMALL CAP PORTFOLIO	0	721.931	721.931
DE*	BGI MSCI EAFE SMALL CAP EQUITY INDEX FUND B	0	127.693	127.693
DE*	BLACKROCK AM SCH AG OBO BIFPS WORLD EX SW SMALL CAP EQ INDEX F	0	92.384	92.384
DE*	BLACKROCK CDN GLOBAL DEVELOPED REAL ESTATE INDEX FUND	0	391.080	391.080
DE*	BLACKROCK DEVELOPED REAL ESTATE INDEX FUND	0	264.252	264.252
DE*	BLACKROCK INDEX SELECTION FUND	0	524.276	524.276
DE*	BLACKROCK INST TRUST CO NA INV FUNDSFOR EMPLOYEE BENEFIT TR	0	5.705.325	5.705.325
DE*	BLACKROCK MSCI WORLD SMALL CAP EQ ESG SCREENED INDEX FUND B	0	5.259	5.259
DE*	BLUE SKY GROUP	0	466.264	466.264
DE*	BNY MELLON EMPLOYEE BENEFIT COLLECTIVE INVESTMENT FUND PLAN	0	13.665	13.665
DE*	BNYM SMALL CAP EUROLAND FD BNYMTCIL	0	604.549	604.549
DE*	BNYMTD GLO PROP SECS EQ TKR FUND	0	458.835	458.835
DE*	BNYMTD RAMAM WORLD RECOVERY FUND	0	1.117.000	1.117.000
DE*	BNYMTD RM GLOBAL HIGH ALPHA FUND	0	392.700	392.700
DE*	BOSTON PATRIOT CONGRESS ST LLC C/O PANAGORA ASSET MANAGEMENT, INC.	0	336	336
DE*	BT WHOLESALE MULTI MANAG INTL SHARE FUND	0	1.132.764	1.132.764
DE*	CALIFORNIA PUBLIC EMPLOYEES RETIREMENT SYSTEM	0	1.436.258	1.436.258
DE*	CALIFORNIA STATE TEACHERS RETIREMENT SYSTEM	0	461.539	461.539
DE*	CAUSEWAY INTL SMALL CAP FUND	0	178.088	178.088
DE*	CF DV ACWI EX-U.S. IMI FUND	0	2.070	2.070
DE*	CH0526 - UBS (CH) INSTITUTIONAL FUND - EQUITIES GLOBAL SMALL CAP PASSIVE II	0	2.676	2.676
DE*	CHEVRON MASTER PENSION TRUST	0	44.708	44.708
DE*	CITY OF LOS ANGELES FIRE AND POLICE PENSION PLAN	0	28.850	28.850

Azionisti:



Azionisti in proprio: 222

Teste: 6

Azionisti in delega: 3

219

Pagina 4

Assemblea Ordinaria del 12 aprile 2017
(2^ Convocazione del 13 aprile 2017)

LISTA ESITO DELLE VOTAZIONE

Oggetto: Destinazione utile es. 2016

FAVOREVOLI

Badge	Ragione Sociale	Proprio	Delega	Totale
DE*	CITY OF LOS ANGELES FIRE AND POLICE PENSION PLAN	0	58.642	58.642
DE*	CITY OF NEW YORK GROUP TRUST	0	195.504	195.504
DE*	CNP ASSUR PIERRE	0	269.907	269.907
DE*	COLLEGE RETIREMENT EQUITIES FUND	0	883.051	883.051
DE*	COMMONWEALTH GLOBAL PROPERTY SECURITIES FUND 4	0	245.943	245.943
DE*	CONNECTICUT GENERAL LIFE INSURANCE COMPANY	0	3.662	3.662
DE*	CONSOLIDATED EDISON RETIREMENT PLAN	0	589.269	589.269
DE*	CPR EURO HIGH DIVIDEND	0	537.768	537.768
DE*	CX9F LSV INT SMALL CAP	0	309.751	309.751
DE*	DAIWA GLOBAL REIT INDEX MOTHER FUND	0	15.400	15.400
DE*	DAIWA SEKAI REIT INDEX MOTHER FUND	0	2.950	2.950
DE*	DEUTSCHE XTRK MSCI EMU HDG EQ ETF	0	4.902	4.902
DE*	DEVELOPED REAL ESTATE INDEX FUND B	0	65.451	65.451
DE*	DIVERSIFIED REAL ASSET INCOME FUND	0	167.591	167.591
DE*	DONNELLEY FINANCIAL PENSION TRUST	0	40.611	40.611
DE*	DYFED PENSION FUND	0	1.012.879	1.012.879
DE*	EQ.ADVISORS TRUST-AXA REAL ESTATE PORTF.	0	8.318	8.318
DE*	EXELON CORPORATION DEF CONTRIBUTION RET PLANS MASTER TR	0	142.006	142.006
DE*	EXELON CORPORATION PENSION MASTER RETIREMENT TRUST	0	451.466	451.466
DE*	FCP CIC PIERRE	0	446.700	446.700
DE*	FCP CPR PROGRES DURABLE EUROPE	0	60.171	60.171
DE*	FIDELITY ADV SER VIII FIDELITY ADV GLB CAPITAL APPRECIATION F	0	205.800	205.800
DE*	FIDELITY SAL ST T SPARTAN TOTAL INT IN F	0	6.688	6.688
DE*	FORD MOTOR COMPANY OF CANADA, LIMITED PENSION TRUST	0	2.609	2.609
DE*	FT FTSE EPRANAREIT GLOB RE INDEX FD	0	16.638	16.638
DE*	GOVERNMENT EMPLOYEES SUPERANNUATION BOARD	0	71.219	71.219
DE*	GOVERNMENT OF THE PROVINCE OF ALBERTA	0	746.400	746.400
DE*	HIGH HAITH MASTER INVESTORS (CAYMAN) LP	0	1.152.748	1.152.748
DE*	HIGHMARK LIMITED HIGHMARK LONG SHORT EQUITY 2 CO PANAGORA ASSET MANAGEMENT INC	0	163	163
DE*	HSBC FTSE EPRA/NAREIT DEVELOPED ETF	0	27.599	27.599
DE*	HSBC GROUP HONG KONG LOCAL STAFF RETIREMENT BENEFIT SCHEME	0	14.297	14.297
DE*	IBM 401K PLUS PLAN	0	236.513	236.513
DE*	ILLINOIS STATE BOARD OF INVESTMENT	0	311.748	311.748
DE*	INDEX MOTHER FUND EUROPE REIT	0	79.194	79.194
DE*	INDIANA PUBLIC RETIREMENT SYSTEM	0	1.772	1.772
DE*	INTERNATIONAL MONETARY FUND	0	18.342	18.342
DE*	INTERNATIONAL MONETARY FUND	0	48.759	48.759
DE*	INTERNATIONAL PAPER CO COMMINGLED INVESTMENT GROUP TRUST	0	53.225	53.225
DE*	INTL REAL ESTATE	0	162.003	162.003
DE*	ISHARES CORE MSCI EUROPE ETF	0	2.362.588	2.362.588
DE*	ISHARES EUROPE DEVELOPED REAL ESTATE ETF	0	217.553	217.553
DE*	ISHARES GLOBAL REIT ETF	0	69.518	69.518
DE*	ISHARES GLOBAL REIT ETF	0	157.476	157.476

Assemblea Ordinaria del 12 aprile 2017
(2^ Convocazione del 13 aprile 2017)

LISTA ESITO DELLE VOTAZIONE

Oggetto: Destinazione utile es. 2016

FAVOREVOLI

Badge	Ragione Sociale	Proprio	Delega	Totale
DE*	ISHARES II PUBLIC LIMITED COMPANY	0	381.214	381.214
DE*	ISHARES INTERNATIONAL DEVELOPED PROPERTY ETF	0	45.584	45.584
DE*	ISHARES INTERNATIONAL DEVELOPED REAL ESTATE ETF	0	285.840	285.840
DE*	ISHARES MSCI EUROPE SMALL-CAP ETF	0	34.854	34.854
DE*	ISHARES PUBLIC LIMITED COMPANY	0	1.188.847	1.188.847
DE*	ISHARES VII PLC	0	581.971	581.971
DE*	JOHN HANCOCK SEAPORT FUND	0	546.157	546.157
DE*	JPMORGAN FUNDS	0	3.585.298	3.585.298
DE*	KENNEDY CAPITAL MANAGEMENT INC	0	3.000	3.000
DE*	KENTUCKY RETIREMENT SYSTEMS	0	70.186	70.186
DE*	KENTUCKY RETIREMENT SYSTEMS INSURANCE TRUST FUND	0	28.802	28.802
DE*	LA FRANCAISE LUX	0	1.436.578	1.436.578
DE*	LEGAL AND GENERAL ASSURANCE PENSIONS MANAGEMENT LIMITED	0	765	765
DE*	LEGAL AND GENERAL ASSURANCE PENSIONS MANAGEMENT LIMITED	0	911	911
DE*	LEGAL AND GENERAL ASSURANCE PENSIONS MANAGEMENT LIMITED	0	161.169	161.169
DE*	LEGAL AND GENERAL ASSURANCE PENSIONS MANAGEMENT LIMITED	0	7.746	7.746
DE*	LEGAL AND GENERAL COLLECTIVE INVESTMENT TRUST	0	31.557	31.557
DE*	LOS ANGELES CITY EMPLOYEES RETIREMENT SYSTEM	0	308.015	308.015
DE*	LSC PENSION TRUST	0	78.100	78.100
DE*	MAN NUMERIC INT SMALL CAP TR	0	64.547	64.547
DE*	MARYLAND STATE RETIREMENT & PENSION SYSTEM	0	17.424	17.424
DE*	MET INVESTOR SERIES TRUST-ALLIANCE GLOBAL DYNAMIC ALL PTF	0	341.900	341.900
DE*	METROPOLITAN WATER RECLAMATION DISTRICT RETIREMENT FUND	0	21.063	21.063
DE*	MM SELECT EQUITY ASSET FUND	0	193	193
DE*	MORGAN STANLEY INSTITUTIONAL FUND TR- GL MULTI-ASSET INC PTF	0	209	209
DE*	MORGAN STANLEY INVESTMENT FUNDS	0	99.171	99.171
DE*	MSCI EAFE SMALL CAP PROV INDEX SEC COMMON TR F	0	31.416	31.416
DE*	MUNICIPAL EMPLOYEES' ANNUITY AND BENEFIT FUND OF CHICAGO	0	23.883	23.883
DE*	NATIONAL COUNCIL FOR SOCIAL SECURITY FUND, P.R.C	0	15.630.000	15.630.000
DE*	NATWEST DEP BG DIV GROWTH FD	0	674.990	674.990
DE*	NATWEST DEP BG MA GROWTH FUND	0	23.655	23.655
DE*	NEW ZEALAND SUPERANNUATION FUND	0	120.428	120.428
DE*	NFS LIMITED TRAFALGAR COURT LES BANQUES	0	17.176	17.176
DE*	NOMURA TR&BK NIKKO INTL REIT	0	437.255	437.255
DE*	NORTHERN FUNDS GLOBAL REAL ESTATE INDEX FUND	0	720.671	720.671
DE*	NORTHERN TRUST GLOBAL INVESTMENTS COLLECTIVE FUNDS TRUST	0	122.268	122.268
DE*	NORTHERN TRUST UCITS COMMON CONTRACTUAL FUND	0	430.960	430.960
DE*	NORTHERN TRUST UCITS FGR FUND	0	14.085	14.085
DE*	NTGI-QM COMMON DAILY ALL COUNWD EX-US INV MKT INDEX F NONLEND	0	8.900	8.900
DE*	NUMERIC ABSOLUTE RETURN FUND LP OGIER FIDUCIARY SERVICES (BVI) LTD	0	41	41
DE*	NUMERIC MULTI STRATEGY MARKET NEUTRAL LEVERED OFFSHORE FUND LIMITED	0	15	15
DE*	NUMERIC SOCIALLY AWARE MULTI STRATEGY FUND LTD	0	17.548	17.548
DE*	NUVEEN GLOB INV FD-NUVEEN REAL	0	82.022	82.022
DE*	NUVEEN REAL ASSET INCOME AND GROWTH FUND	0		

Assemblea Ordinaria del 12 aprile 2017
(2^ Convocazione del 13 aprile 2017)

LISTA ESITO DELLE VOTAZIONE

Oggetto: Destinazione utile es. 2016

FAVOREVOLI

Badge	Ragione Sociale	Proprio	Delega	Totale
DE*	NUVEEN REAL ASSET INCOME FUND	0	656.705	656.705
DE*	OIL INVESTMENT CORPORATION LTD. - ESM C/O NUMERIC INVESTORS LLC	0	22.600	22.600
DE*	ONEPATH GLOBAL LISTED PROP INDEX POOL	0	240.984	240.984
DE*	ONEPATH GLOBAL SHARES - SMALL CAP INDEX	0	14.597	14.597
DE*	PANAGORA ASSET MANAGEMENT INC	0	2.127	2.127
DE*	PANAGORA DIVERSIFIED ARBITRAGE MASTER FUND LTD	0	35.936	35.936
DE*	PENSION RESERVES INVESTMENT TRUST FUND	0	105.470	105.470
DE*	PHC NORTHERN TRUST	0	177.305	177.305
DE*	PS FR DEVEL MARK EX US SMALL PORT	0	1.371	1.371
DE*	PS FTSE RAFI EUM UCITS ETF BNYMFCIL	0	11.631	11.631
DE*	PUBLIC EMPLOYEES RETIREMENT ASSOCIATION OF NEW MEXICO	0	24.539	24.539
DE*	PUBLIC EMPLOYEES RETIREMENT SYSTEM OF OHIO	0	289.254	289.254
DE*	REAL ASSET INCOME AND GROWTH FUND	0	8.363	8.363
DE*	RETURN TO WORK CORPORATION OF SOUTH AUST RALIA	0	31.764	31.764
DE*	S.W. MITCHELL SMALL CAP EUROPEAN FUND LIMITED C/O S W MITCHELL CAPITAL LLP	0	158.602	158.602
DE*	SALIENT INTERNATIONAL REAL ESTATE FUND	0	456.600	456.600
DE*	SAS TRUSTEE CORPORATION	0	123.242	123.242
DE*	SCHWAB GLOBAL REAL ESTATE FUND	0	1.032.132	1.032.132
DE*	SCHWAB INTERNATIONAL SMALL-CAP EQUITY ETF	0	217.507	217.507
DE*	SCHWAB MASTER FUND PLC	0	944.908	944.908
DE*	SEI GLOBAL ALPHA PAN EUROP SMAL	0	621.358	621.358
DE*	SEI LUPUS GLOBAL REIT INDEX MOTHER FUND	0	4.800	4.800
DE*	SHINKO GLOBAL REIT INDEX MOTHER FUND	0	78.459	78.459
DE*	SL5F AJO INTERNATIONAL EQUITY	0	156.612	156.612
DE*	SPDR S&P INTERNATIONAL SMALL CAP ETF	0	169.332	169.332
DE*	SPDR S&P WORLD (EX-US) ETF	0	498.375	498.375
DE*	SPROTT GLOBAL REAL ESTATE FD	0	632.688	632.688
DE*	SS BK AND TRUST COMPANY INV FUNDS FOR TAXEXEMPT RETIREMENT PL	0	237.493	237.493
DE*	SSGA SPDR ETFS EUROPE I PUBLIC LIMITED COMPANY	0	8.518	8.518
DE*	SSGA SPDR ETFS EUROPE II PUBLIC LIMITED COMPANY	0	92.948	92.948
DE*	STATE BOARD OF ADMINISTRATION OF FLORIDA	0	2.004	2.004
DE*	STATE OF ALASKA RETIREMENT AND BENEFITS PLANS	0	91.590	91.590
DE*	STATE OF NEW JERSEY COMMON PENSION FUND D	0	152.866	152.866
DE*	STATE STREET GLOBAL ADVISORS LUXEMBOURG SICAV	0	101.118	101.118
DE*	STG PFDS V.D. GRAFISCHE	0	26.720	26.720
DE*	STG. PFDS. AHOLD MANDATE NORTHERN	0	41.314	41.314
DE*	STICHTING BEDRIJFSTAKPENSIOENFONDS VOOR HET SCHILDERS AFWERKINGS EN GLASZETBEDRIJF	0	19.871	19.871
DE*	STICHTING PENSIOENFONDS CAMPINA	0	61.728	61.728
DE*	STICHTING PENSIOENFONDS VOOR HUISARTSEN	0	69.701	69.701
DE*	STICHTING PHILIPS PENSIOENFONDS	0	54.217	54.217
DE*	TCORPIM LISTED PROPERTY FUND	0	201.237	201.237
DE*	TENNESSEE CONSOLIDATED RETIREMENT SYSTEM	0	306.461	306.461
DE*	TEXAS MUNICIPAL RETIREMENT SYSTEM	0	19.937	19.937
DE*	TEXAS SCOTTISH RITE HOSPITAL FOR CRIPPLED CHILDREN	0		


Assemblea Ordinaria del 12 aprile 2017
(2^ Convocazione del 13 aprile 2017)

LISTA ESITO DELLE VOTAZIONE

Oggetto: Destinazione utile es. 2016

FAVOREVOLI

Badge	Ragione Sociale	Proprio	Delega	Totale
DE*	THE ALLIANCEBERNSTEIN POOLING PTF - ALLIANCEB VOL MNGM PTF	0	7.864	7.864
DE*	THE HEALTH FOUNDATION	0	402.556	402.556
DE*	THE RETIREMENT BENEFIT TRUST OF THE R.R. DONNELLEY & SONS CO.	0	79.729	79.729
DE*	THE WALT DISNEY COMPANY RETIREMENT PLAN MASTER TRUST	0	209.838	209.838
DE*	TR+ CUST SERV BK LTD ATF SHINKO GLOBAL REIT INDEX MOTHER FUND	0	3.522	3.522
DE*	TRUST&CUST SERV BK DIAM WORLD	0	492.850	492.850
DE*	TRUST&CUST SERV BK GAIKOKU REI	0	112.110	112.110
DE*	TWO SIGMA EQUITY PORTFOLIO, LLC	0	197.000	197.000
DE*	TWO SIGMA SPECTRUM PORTFOLIO LLC	0	166	166
DE*	TXMF LSV	0	1.375.000	1.375.000
DE*	UAW RETIREE MEDICAL BENEFITS TRUST	0	181.517	181.517
DE*	UBS ETF	0	28.216	28.216
DE*	UBS FUND MANAGEMENT (SWITZERLAND) AG	0	168.439	168.439
DE*	UBS FUND MGT (CH) AG CH0516/UBSCHIF2-EGSCPII	0	135.618	135.618
DE*	UNIVEST	0	827.196	827.196
DE*	USAA INTERNATIONAL FUND	0	1.037.234	1.037.234
DE*	USBK TPM GR FS ML FT GL RL ES SC FD	0	132.419	132.419
DE*	UTC ACADIAN ASSET MGMT	0	303.275	303.275
DE*	VANGUARD DEVEL ALL-CAP EX NORTH AMERICA EQT IND POOLED FUND	0	169	169
DE*	VANGUARD DEVELOPED MARKETS INDEX FUND	0	1.495.640	1.495.640
DE*	VANGUARD EUROPEAN STOCK INDEX FUND	0	702.597	702.597
DE*	VANGUARD FTSE ALL-WORLD EX-US SMALL CAP INDEX FUND	0	553.078	553.078
DE*	VANGUARD FTSE DEVELOPED ALL CAP EX NORTH AMERICA INDEX ETF	0	1.294	1.294
DE*	VANGUARD GLOBAL EX-US REAL ESTATE INDEX	0	1.366.479	1.366.479
DE*	VANGUARD INTERNATIONAL PROPERTY SECURITI	0	539.687	539.687
DE*	VANGUARD INTERNATIONAL SMALL COMPANIES I	0	23.384	23.384
DE*	VANGUARD INV FUNDS ICVC-VANGUARD FTSE GLOB ALL CAP IND FUND	0	1.205	1.205
DE*	VANGUARD INVESTMENT SERIES, PLC	0	76.974	76.974
DE*	VANGUARD TOTAL INTERNATIONAL STOCK INDEX	0	3.883.824	3.883.824
DE*	VANGUARD TOTAL WORLD STOCK INDEX FUND	0	55.105	55.105
DE*	VIRGINIA RETIREMENT SYSTEM	0	333.133	333.133
DE*	WASHINGTON STATE INVESTMENT BOARD	0	36.771	36.771
DE*	WELLINGTON MANAGEMENT PORTFOLIOS	0	33.103	33.103
DE*	WEST VIRGINIA INVESTMENT MANAGEMENT BOARD	0	547.100	547.100
DE*	WHEELS COMMON INVESTMENT FUND	0	6.366	6.366
DE*	WILM MULTI MGR REAL ASSET PPA	0	154.662	154.662
DE*	WISDOMTREE DYNAMIC CURRENCY HEDGED INTRNL SMALLCAP EQ FUND	0	2.147	2.147
DE*	WISDOMTREE EUROPE HEDGED SMALLCAP EQUITY FUND	0	288.692	288.692
DE*	WISDOMTREE EUROPE SMALLCAP DIVIDEND FUND	0	2.827.622	2.827.622
DE*	WISDOMTREE INTERNATIONAL SMALLCAP DIVIDEND FUND	0	1.282.872	1.282.872
DE*	WISDOMTREE ISSUER PUBLIC LIMITED COMPANY	0	151.376	151.376
2	CATTANEO CLAUDIO - IN QUALITA' DI RAPPRESENTANTE DESIGNATO - COMPUTERSHARE SPA	0	0	0
DE*	UNICOOP TIRRENO SOCIETA' COOPERATIVA A.R.L.	0	97.789.089	97.789.089

Azionisti: 
Azionisti in proprio: 3

222 Teste:
3 Azionisti in delega:

6
219

Pagina 8

Assemblea Ordinaria del 12 aprile 2017
(2^ Convocazione del 13 aprile 2017)

LISTA ESITO DELLE VOTAZIONE

Oggetto: Destinazione utile es. 2016

FAVOREVOLI

Badge	Ragione Sociale	Proprio	Delega	Totale
3	PAMPINI ANGELO	22.176	60.463	82.639
4	CORRADO MARIANGELA	0	0	0
DE*	COOP ALLEANZA 3.0 SOC. COOP.	0	332.709.679	332.709.679
DE*	COOPERATIVA RENO SCARL	0	169.623	169.623
5	RIZZARDI RAFFAELE	329.000	225.850	554.850
6	NADALINI LORIS	10.000	0	10.000

Totale voti 518.097.383

Percentuale votanti % 100,000000

Percentuale Capitale % 63,723039




Assemblea Ordinaria del 12 aprile 2017
(2^ Convocazione del 13 aprile 2017)

LISTA ESITO DELLE VOTAZIONE
Oggetto: **Destinazione utile es. 2016**

CONTRARI

Badge	Ragione Sociale	Proprio	Delega	Totale
Totale voti	0			
Percentuale votanti %	0,000000			
Percentuale Capitale %	0,000000			

Azionisti: 0 Teste: 0
Azionisti in proprio: 0 Azionisti in delega: 0



Assemblea Ordinaria del 12 aprile 2017
(2^ Convocazione del 13 aprile 2017)

LISTA ESITO DELLE VOTAZIONE
Oggetto: **Destinazione utile es. 2016**

ASTENUTI

Badge	Ragione Sociale	Totale voti	Proprio	Delega	Totale
		0			
		0,000000			
		0,000000			



Azionisti:
Azionisti in proprio:

0 Teste:
0 Azionisti in delega:

Assemblea Ordinaria del 12 aprile 2017
(2^ Convocazione del 13 aprile 2017)

LISTA ESITO DELLE VOTAZIONE
Oggetto: **Destinazione utile es. 2016**


NON VOTANTI

Badge	Ragione Sociale	Proprio	Delega	Totale
Totale voti				
Percentuale votanti %	0			
Percentuale Capitale %	0,000000			
	0,000000			

0 Teste:
0 Azionisti in delega:

Pagina 3

Azionisti:
Azionisti in proprio:



Assemblea Ordinaria del 12 aprile 2017**ESITO VOTAZIONE**Oggetto : **Relazione sulla Remunerazione****Hanno partecipato alla votazione:**-n° **222** azionisti, portatori di n° **518.097.383** azioniordinarie, di cui n° **518.097.383** ammesse al voto,pari al **63,723039%** del capitale sociale.**Hanno votato:**

		% Azioni Ordinarie Rappresentate (Quorum deliberativo)	% Azioni Ammesse al voto	%Cap. Soc.
Favorevoli	489.869.924	94,551708	94,551708	60,251221
Contrari	28.095.040	5,422733	5,422733	3,455531
Sub Totale	<u>517.964.964</u>	99,974441	99,974441	63,706752
Astenuti	132.419	0,025559	0,025559	0,016287
Non Votanti	0	0,000000	0,000000	0,000000
Sub totale	<u>132.419</u>	0,025559	0,025559	0,016287
Totale	<u>518.097.383</u>	100,000000	100,000000	63,723039



Assemblea Ordinaria del 12 aprile 2017
(2^ Convocazione del 13 aprile 2017)

LISTA ESITO DELLE VOTAZIONE
Oggetto: Relazione sulla Remunerazione

FAVOREVOLI

Badge	Ragione Sociale	Proprio	Delega	Totale
1	GUBERTI SIMONE	0	0	0
**D	BLACKROCK INDEX SELECTION FUND	0	524.276	524.276
**D	MORGAN STANLEY INVESTMENT FUNDS	0	209	209
**D	VANGUARD EUROPEAN STOCK INDEX FUND	0	702.597	702.597
**D	VANGUARD DEVELOPED MARKETS INDEX FUND	0	1.495.640	1.495.640
**D	WELLINGTON MANAGEMENT PORTFOLIOS	0	33.103	33.103
**D	SCHWAB GLOBAL REAL ESTATE FUND	0	1.032.132	1.032.132
**D	VANGUARD TOTAL WORLD STOCK INDEX FUND	0	55.105	55.105
**D	VANGUARD FTSE ALL-WORLD EX-US SMALL CAP INDEX FUND	0	553.078	553.078
**D	VANGUARD GLOBAL EX-US REAL ESTATE INDEX	0	1.366.479	1.366.479
**D	VANGUARD INVESTMENT SERIES, PLC	0	76.974	76.974
**D	LA FRANCAISE LUX	0	1.436.578	1.436.578
**D	TCORPIM LISTED PROPERTY FUND	0	54.217	54.217
**D	FCP CIC PIERRE	0	446.700	446.700
**D	DAIWA SEKAI REIT INDEX MOTHER FUND	0	2.950	2.950
**D	DAIWA GLOBAL REIT INDEX MOTHER FUND	0	15.400	15.400
**D	SAS TRUSTEE CORPORATION	0	123.242	123.242
**D	VANGUARD INTERNATIONAL SMALL COMPANIES I	0	23.384	23.384
**D	VANGUARD INTERNATIONAL PROPERTY SECURITI	0	539.687	539.687
**D	ONEPATH GLOBAL LISTED PROP INDEX POOL	0	240.984	240.984
**D	ONEPATH GLOBAL SHARES - SMALL CAP INDEX	0	14.597	14.597
**D	PUBLIC EMPLOYEES RETIREMENT SYSTEM OF OHIO	0	289.254	289.254
**D	VANGUARD TOTAL INTERNATIONAL STOCK INDEX	0	3.883.824	3.883.824
**D	SPROTT GLOBAL REAL ESTATE FD	0	498.375	498.375
**D	BAILLIE GIFFORD WORLDWIDE FUNDS PLC	0	188.220	188.220
**D	HSBC GROUP HONG KONG LOCAL STAFF RETIREMENT BENEFIT SCHEME	0	14.297	14.297
**D	NFS LIMITED TRAFALGAR COURT LES BANQUES	0	120.428	120.428
**D	NATWEST DEP BG DIV GROWTH FD	0	15.630.000	15.630.000
**D	NATWEST DEP BG MA GROWTH FUND	0	674.990	674.990
**D	TXMF LSV	0	1.375.000	1.375.000
**D	INTL REAL ESTATE	0	2.362.588	2.362.588
**D	CX9F LSV INT SMALL CAP	0	309.751	309.751
**D	ALASKA PERMANENT FUND CORPORATION	0	216.583	216.583
**D	STATE BOARD OF ADMINISTRATION OF FLORIDA	0	92.948	92.948
**D	PHC NORTHERN TRUST	0	177.305	177.305
**D	ENYMTD GLO PROP SECS EQ TKR FUND	0	458.835	458.835
**D	METROPOLITAN WATER RECLAMATION DISTRICT RETIREMENT FUND	0	341.900	341.900
**D	INDIANA PUBLIC RETIREMENT SYSTEM	0	18.342	18.342
**D	PUBLIC EMPLOYEES RETIREMENT ASSOCIATION OF NEW MEXICO	0	24.539	24.539
**D	KENNEDY CAPITAL MANAGEMENT INC	0	3.000	3.000
**D	SALIENT INTERNATIONAL REAL ESTATE FUND	0	456.600	456.600
**D	S.W. MITCHELL SMALL CAP EUROPEAN FUND LIMITED C/O S W MITCHELL CAPITAL LLP	0	158.602	158.602
**D	RETURN TO WORK CORPORATION OF SOUTH AUST RALIA	0	31.764	31.764

Assemblea Ordinaria del 12 aprile 2017
(2^ Convocazione del 13 aprile 2017)

LISTA ESITO DELLE VOTAZIONE

Oggetto: Relazione sulla Remunerazione

FAVOREVOLI

Badge	Ragione Sociale	Proprio	Delega	Totale
**D	FIDELITY ADV SER VIII FIDELITY ADV GLB CAPITAL APPRECIATION F	0	205.800	205.800
**D	SCHWAB INTERNATIONAL SMALL-CAP EQUITY ETF	0	217.507	217.507
**D	JOHN HANCOCK SEAPORT FUND	0	546.157	546.157
**D	INTERNATIONAL MONETARY FUND	0	53.225	53.225
**D	INTERNATIONAL MONETARY FUND	0	48.759	48.759
**D	GOVERNMENT OF THE PROVINCE OF ALBERTA	0	746.400	746.400
**D	MM SELECT EQUITY ASSET FUND	0	21.063	21.063
**D	CONSOLIDATED EDISON RETIREMENT PLAN	0	589.269	589.269
**D	MORGAN STANLEY INSTITUTIONAL FUND TR- GL MULTI-ASSET INC PTF	0	193	193
**D	CITY OF NEW YORK GROUP TRUST	0	195.504	195.504
**D	SSGA SPDR ETFs EUROPE I PUBLIC LIMITED COMPANY	0	237.493	237.493
**D	SSGA SPDR ETFs EUROPE II PUBLIC LIMITED COMPANY	0	8.518	8.518
**D	CALIFORNIA PUBLIC EMPLOYEES RETIREMENT SYSTEM	0	1.436.258	1.436.258
**D	CALIFORNIA STATE TEACHERS RETIREMENT SYSTEM	0	461.539	461.539
**D	VANGUARD FTSE DEVELOPED ALL CAP EX NORTH AMERICA INDEX ETF	0	1.294	1.294
**D	VANGUARD DEVEL ALL-CAP EX NORTH AMERICA EQT IND POOLED FUND	0	169	169
**D	WASHINGTON STATE INVESTMENT BOARD	0	36.771	36.771
**D	SS BK AND TRUST COMPANY INV FUNDS FOR TAXEXEMPT RETIREMENT PL	0	632.688	632.688
**D	STATE STREET GLOBAL ADVISORS LUXEMBOURG SICAV	0	152.866	152.866
**D	ISHARES MSCI EUROPE SMALL-CAP ETF	0	34.854	34.854
**D	ISHARES EUROPE DEVELOPED REAL ESTATE ETF	0	69.518	69.518
**D	ISHARES INTERNATIONAL DEVELOPED REAL ESTATE ETF	0	285.840	285.840
**D	ISHARES INTERNATIONAL DEVELOPED PROPERTY ETF	0	45.584	45.584
**D	BLACKROCK DEVELOPED REAL ESTATE INDEX FUND	0	264.252	264.252
**D	BLACKROCK INST TRUST CO NA INV FUNDSFOR EMPLOYEE BENEFIT TR	0	5.705.325	5.705.325
**D	ISHARES CORE MSCI EUROPE ETF	0	217.553	217.553
**D	ISHARES GLOBAL REIT ETF	0	157.476	157.476
**D	CONNECTICUT GENERAL LIFE INSURANCE COMPANY	0	3.662	3.662
**D	BLACKROCK CDN GLOBAL DEVELOPED REAL ESTATE INDEX FUND	0	391.080	391.080
**D	BGI MSCI EAFE SMALL CAP EQUITY INDEX FUND B	0	127.693	127.693
**D	BLACKROCK MSCI WORLD SMALL CAP EQ ESG SCREENED INDEX FUND B	0	5.259	5.259
**D	DEVELOPED REAL ESTATE INDEX FUND B	0	65.451	65.451
**D	IBM 401K PLUS PLAN	0	311.748	311.748
**D	IBM 401K PLUS PLAN	0	236.513	236.513
**D	STATE OF ALASKA RETIREMENT AND BENEFITS PLANS	0	2.004	2.004
**D	COLLEGE RETIREMENT EQUITIES FUND	0	883.051	883.051
**D	SPDR S&P WORLD (EX-US) ETF	0	169.332	169.332
**D	SPDR S&P INTERNATIONAL SMALL CAP ETF	0	156.612	156.612
**D	MSCI EAFE SMALL CAP PROV INDEX SEC COMMON TR F	0	99.171	99.171
**D	ISHARES II PUBLIC LIMITED COMPANY	0	381.214	381.214
**D	ISHARES PUBLIC LIMITED COMPANY	0	1.188.847	1.188.847
**D	ISHARES VII PLC	0	581.971	581.971
**D	BLACKROCK AM SCH AG OBO BIFS WORLD EX SW SMALL CAP EQ INDEX F	0	92.384	92.384

Assemblea Ordinaria del 12 aprile 2017
(2^ Convocazione del 13 aprile 2017)

LISTA ESITO DELLE VOTAZIONE
Oggetto: Relazione sulla Remunerazione

FAVOREVOLI

Badge	Ragione Sociale	Proprio	Delega	Totale
**D	STICHTING PHILIPS PENSIOENFONDS	0	69.701	69.701
**D	VANGUARD INV FUNDS ICVC-VANGUARD FTSE GLOB ALL CAP IND FUND	0	1.205	1.205
**D	HIGH HAITH MASTER INVESTORS (CAYMAN) LP	0	1.152.748	1.152.748
**D	DYFED PENSION FUND	0	1.012.879	1.012.879
**D	WHEELS COMMON INVESTMENT FUND	0	6.366	6.366
**D	CHEVRON MASTER PENSION TRUST	0	44.708	44.708
**D	DONNELLEY FINANCIAL PENSION TRUST	0	40.611	40.611
**D	LSC PENSION TRUST	0	308.015	308.015
**D	NTGI-QM COMMON DAILY ALL COUNWD EX-US INV MKT INDEX F NONLEND	0	14.085	14.085
**D	NATIONAL COUNCIL FOR SOCIAL SECURITY FUND, P.R.C	0	23.883	23.883
**D	NEW ZEALAND SUPERANNUATION FUND	0	23.655	23.655
**D	GOVERNMENT EMPLOYEES SUPERANNUATION BOARD	0	71.219	71.219
**D	NORTHERN TRUST GLOBAL INVESTMENTS COLLECTIVE FUNDS TRUST	0	720.671	720.671
**D	NORTHERN FUNDS GLOBAL REAL ESTATE INDEX FUND	0	437.255	437.255
**D	TEXAS SCOTTISH RITE HOSPITAL FOR CRIPPLED CHILDREN	0	19.937	19.937
**D	CITY OF LOS ANGELES FIRE AND POLICE PENSION PLAN	0	58.642	58.642
**D	THE RETIREMENT BENEFIT TRUST OF THE R.R. DONNELLEY & SONS CO.	0	79.729	79.729
**D	FORD MOTOR COMPANY OF CANADA, LIMITED PENSION TRUST	0	2.609	2.609
**D	NORTHERN TRUST UCITS COMMON CONTRACTUAL FUND	0	122.268	122.268
**D	COMMONWEALTH GLOBAL PROPERTY SECURITIES FUND 4	0	245.943	245.943
**D	MUNICIPAL EMPLOYEES' ANNUITY AND BENEFIT FUND OF CHICAGO	0	31.416	31.416
**D	ILLINOIS STATE BOARD OF INVESTMENT	0	79.194	79.194
**D	ABU DHABI RETIREMENT PENSIONS AND BENEFITS FUND	0	26.256	26.256
**D	NORTHERN TRUST UCITS FGR FUND	0	430.960	430.960
**D	STG PFDS V.D. GRAFISCHE	0	101.118	101.118
**D	STG PFDS. AHOLD MANDATE NORTHERN	0	26.720	26.720
**D	CNP ASSUR PIERRE	0	269.907	269.907
2	CATTANEO CLAUDIO - IN QUALITA' DI RAPPRESENTANTE DESIGNATO - COMPUTERSHARE SPA	0	0	0
3	UNICOOP TIRRENO SOCIETA' COOPERATIVA A.R.L.	22.176	97.789.089	97.789.089
4	PAMPINI ANGELO	0	60.463	60.463
DE*	CORRADO MARIANGELA	0	0	0
DE*	COOP ALLEANZA 3.0 SOC. COOP.	0	332.709.679	332.709.679
DE*	COOPERATIVA RENO SCARL	0	169.623	169.623
5	RIZZARDI RAFFAELE	329.000	225.850	554.850
6	NADALINI LORIS	10.000	0	10.000

Totale voti 489.869.924
Percentuale votanti % 94,551708
Percentuale Capitale % 60,251221

Azionisti:
Azionisti in proprio: 122
Azionisti in delega: 3

Teste: 6
119

Pagina 8

Assemblea Ordinaria del 12 aprile 2017
(2^ Convocazione del 13 aprile 2017)

LISTA ESITO DELLE VOTAZIONE
Oggetto: Relazione sulla Remunerazione

CONTRARI

Badge	Ragione Sociale	Proprio	Delega	Totale
1	GUBERTI SIMONE	0	0	0
**D	JPMORGAN FUNDS	0	3.585.298	3.585.298
**D	FIDELITY SAL ST T SPARTAN TOTAL INT IN F	0	6.688	6.688
**D	ANIMA SGR SPA	0	896.495	896.495
**D	ALLIANZ GI FONDS QUONIAM SMC	0	406.070	406.070
**D	ALLIANZGI FONDS AEVN	0	549.144	549.144
**D	ALLIANZGI FONDS GANO 2	0	71.547	71.547
**D	ALLIANZGI FONDS ZDD3	0	164.871	164.871
**D	ALLIANZ GI FONDS AKTIEN GLOBAL	0	752.877	752.877
**D	AMP INTERNATIONAL PROPERTY INDEX FUND HEDGED	0	61.410	61.410
**D	INDEX MOTHER FUND EUROPE REIT	0	1.772	1.772
**D	SHINKO GLOBAL REIT INDEX MOTHER FUND	0	4.800	4.800
**D	BT WHOLESALE MULTI MANAG INTL SHARE FUND	0	1.132.764	1.132.764
**D	STICHTING PENSIOENFONDS VOOR HUISARTSEN	0	61.728	61.728
**D	EQ.ADVISORS TRUST-AXA REAL ESTATE PORTF.	0	8.318	8.318
**D	HSBC FTSE EPRA/NAREIT DEVELOPED ETF	0	27.599	27.599
**D	WILM MULTI MGR REAL ASSET PPA	0	154.662	154.662
**D	56053 IP GLOBAL EQUITIES I	0	150.608	150.608
**D	PS FTSERAFI EUSM UCITS ETF BNYMTCIL	0	11.631	11.631
**D	PS FR DEVEL MARK EX US SMALL PORT	0	1.371	1.371
**D	FT FTSE EFRANAREIT GLOB RE INDEX FD	0	16.638	16.638
**D	CAUSEWAY INTL SMALL CAP FUND	0	178.088	178.088
**D	BNYM SMALL CAP EUROLAND FD BNYMTCIL	0	604.549	604.549
**D	DEUTSCHE XTRK MSCI EMU HDG EQ ETF	0	4.902	4.902
**D	SL5F AJO INTERNATIONAL EQUITY	0	78.459	78.459
**D	BNYMTD RAMAM WORLD RECOVERY FUND	0	1.117.000	1.117.000
**D	STICHTING BEDRIJFSTAKPENSIOENFONDS VOOR HET SCHILDERS AFWERKINGS EN GLASZETBEDRIJF	0	41.314	41.314
**D	VIRGINIA RETIREMENT SYSTEM	0	333.133	333.133
**D	MAN NUMERIC INT SMALL CAP TR	0	78.100	78.100
**D	UTC ACADIAN ASSET MGMT	0	303.275	303.275
**D	BNYMTD RM GLOBAL HIGH ALPHA FUND	0	392.700	392.700
**D	PENNSON RESERVES INVESTMENT TRUST FUND	0	105.470	105.470
**D	KENTUCKY RETIREMENT SYSTEMS	0	70.186	70.186
**D	KENTUCKY RETIREMENT SYSTEMS INSURANCE TRUST FUND	0	28.802	28.802
**D	AGI PV WS RCM IND 8490 07 5210 SPK	0	274.667	274.667
**D	AGI KOMDY BS W 8523 03 5225 SPK	0	252.360	252.360
**D	WEST VIRGINIA INVESTMENT MANAGEMENT BOARD	0	547.100	547.100
**D	NUVEEN GLOB INV FD-NUVEEN REAL	0	17.548	17.548
**D	SEI LUPUS ALPHA PAN EUROP SMALL	0	621.358	621.358
**D	SEI GLOBAL MASTER FUND PLC	0	944.908	944.908
**D	TRUST&CUST SERV BK GAIKOKU REI	0	112.110	112.110
**D	TRUST&CUST SERV BK DIAM WORLD	0	492.850	492.850
**D	NOMURA TR&BK NIKKO INTL REIT	0	17.176	17.176

Assemblea Ordinaria del 12 aprile 2017
(2^ Convocazione del 13 aprile 2017)

LISTA ESITO DELLE VOTAZIONE
Oggetto: Relazione sulla Remunerazione

CONTRARI

Badge	Regione Sociale	Proprio	Delega	Totale
**D	STICHTING PENSIOENFONDS CAMPINA	0	19.871	19.871
**D	PANAGORA DIVERSIFIED ARBITRAGE MASTER FUND LTD	0	35.936	35.936
**D	AEGON CUSTODY B.V	0	232.362	232.362
**D	AJO GLOBAL MARKET-NEUTRAL FUND LTD	0	53.553	53.553
**D	BOSTON PATRIOT CONGRESS ST LLC C/O PANAGORA ASSET MANAGEMENT, INC.	0	336	336
**D	HIGHMARK LIMITED HIGHMARK LONG SHORT EQUITY 2 CO PANAGORA ASSET MANAGEMENT INC	0	163	163
**D	LEGAL AND GENERAL ASSURANCE PENSIONS MANAGEMENT LIMITED	0	765	765
**D	LEGAL AND GENERAL ASSURANCE PENSIONS MANAGEMENT LIMITED	0	911	911
**D	LEGAL AND GENERAL ASSURANCE PENSIONS MANAGEMENT LIMITED	0	161.169	161.169
**D	LEGAL AND GENERAL COLLECTIVE INVESTMENT TRUST	0	7.746	7.746
**D	NUMERIC ABSOLUTE RETURN FUND LP OGIER FIDUCIARY SERVICES (BVI) LTD	0	8.900	8.900
**D	NUMERIC SOCIALLY AWARE MULTI STRATEGY FUND LTD	0	41	41
**D	OIL INVESTMENT CORPORATION LTD. - ESM C/O NUMERIC INVESTORS LLC	0	15	15
**D	PANAGORA ASSET MANAGEMENT INC	0	22.600	22.600
**D	TWO SIGMA SPECTRUM PORTFOLIO LLC	0	2.127	2.127
**D	UBS FUND MANAGEMENT (SWITZERLAND) AG	0	166	166
**D	UBS FUND MGT (CH) AG CH0516/UBSCHIF2-EGSCP11	0	168.439	168.439
**D	CH0526 - UBS (CH) INSTITUTIONAL FUND - EQUITIES GLOBAL SMALL CAP PASSIVE II	0	135.618	135.618
**D	INTERNATIONAL PAPER CO COMMINGLED INVESTMENT GROUP TRUST	0	2.676	2.676
**D	USAA INTERNATIONAL FUND	0	162.003	162.003
**D	BERNSTEIN FUND, INC.- INTERNATIONAL SMALL CAP PORTFOLIO	0	1.037.234	1.037.234
**D	THE ALLIANCEBERNSTEIN POOLING PTF - ALLIANCE VOL MNGM PTF	0	721.931	721.931
**D	TR+ CUST SERV BK LTD ATF SHINKO GLOBAL REIT INDEX MOTHER FUND	0	7.864	7.864
**D	THE WALT DISNEY COMPANY RETIREMENT PLAN MASTER TRUST	0	3.522	3.522
**D	MET INVESTOR SERIES TRUST-ALLIANCE GLOBAL DYNAMIC ALL PTF	0	209.838	209.838
**D	MARYLAND STATE RETIREMENT & PENSION SYSTEM	0	17.424	17.424
**D	DIVERSIFIED REAL ASSET INCOME FUND	0	64.547	64.547
**D	NUVEEN REAL ASSET INCOME FUND	0	167.591	167.591
**D	NUVEEN REAL ASSET INCOME AND GROWTH FUND	0	656.705	656.705
**D	TEXAS MUNICIPAL RETIREMENT SYSTEM	0	82.022	82.022
**D	STATE OF NEW JERSEY COMMON PENSION FUND D	0	306.461	306.461
**D	TENNESSEE CONSOLIDATED RETIREMENT SYSTEM	0	91.590	91.590
**D	UAW RETIREE MEDICAL BENEFITS TRUST	0	201.237	201.237
**D	WISDOMTREE ISSUER PUBLIC LIMITED COMPANY	0	181.517	181.517
**D	WISDOMTREE DYNAMIC CURRENCY HEDGED INTRNL SMALLCAP EQ FUND	0	151.376	151.376
**D	WISDOMTREE EUROPE SMALLCAP DIVIDEND FUND	0	2.147	2.147
**D	WISDOMTREE INTERNATIONAL SMALLCAP DIVIDEND FUND	0	2.827.622	2.827.622
**D	WISDOMTREE EUROPE HEDGED SMALLCAP EQUITY FUND	0	1.282.872	1.282.872
**D	UBS ETF	0	288.692	288.692
**D	TWO SIGMA EQUITY PORTFOLIO, LLC	0	28.216	28.216
**D	EXELON CORPORATION DEF CONTRIBUTION RET PLANS MASTER TR	0	197.000	197.000
**D	EXELON CORPORATION PENSION MASTER RETIREMENT TRUST	0	142.006	142.006
**D		0	451.466	451.466

Assemblea Ordinaria del 12 aprile 2017
(2^ Convocazione del 13 aprile 2017)

LISTA ESITO DELLE VOTAZIONE

Oggetto: Relazione sulla Remunerazione

CONTRARI

Badge	Ragione Sociale	Proprio	Delega	Totale
**D	AJO INTERNATIONAL SMALL CAP FUND, LTD.	0	413.292	413.292
**D	BLUE SKY GROUP	0	466.264	466.264
**D	BATTELLE MEMORIAL INSTITUTE	0	245.800	245.800
**D	THE HEALTH FOUNDATION	0	402.556	402.556
**D	1199 SEIU HEALTH CARE EMPLOYEES PENSION FUND	0	150.412	150.412
**D	LOS ANGELES CITY EMPLOYEES RETIREMENT SYSTEM	0	31.557	31.557
**D	CITY OF LOS ANGELES FIRE AND POLICE PENSION PLAN	0	28.850	28.850
**D	UNIVEST	0	827.196	827.196
**D	BNY MELLON EMPLOYEE BENEFIT COLLECTIVE INVESTMENT FUND PLAN	0	13.665	13.665
**D	REAL ASSET INCOME AND GROWTH FUND	0	8.363	8.363
**D	CF DV ACWI EX-U.S. IMI FUND	0	2.070	2.070
**D	AMUNDI INDEX FTSE EPRA NAREIT GLOBAL	0	88.453	88.453
**D	CPR EURO HIGH DIVIDEND	0	537.768	537.768
**D	FCP CPR PROGRES DURABLE EUROPE	0	60.171	60.171

Totale voti 28.095.040

Percentuale votanti % 5,422733

Percentuale Capitale % 3,455531

Azionisti:
Azionisti in proprio:

99 Teste:
0 Azionisti in delega:

1
99

Pagina 3

I.G.D. SIQ S.p.A.

Assemblea Ordinaria del 12 aprile 2017
(2^ Convocazione del 13 aprile 2017)

LISTA ESITO DELLE VOTAZIONE
Oggetto: Relazione sulla Remunerazione

Badge	Ragione Sociale	Proprio	Delega	Totale
1	GUBERTI SIMONE	0	0	0
**D	USBK TPM GR FS ML FT GL RL ES SC FD	0	132.419	132.419

Totale voti 132.419
 Percentuale votanti % 0,025559
 Percentuale Capitale % 0,016287

ASTENUTI




Azionisti:  1
 Azionisti in proprio: 0
 Teste: 1
 Azionisti in delega: 1

Assemblea Ordinaria del 12 aprile 2017
(2^ Convocazione del 13 aprile 2017)

LISTA ESITO DELLE VOTAZIONE
Oggetto: Relazione sulla Remunerazione

NON VOTANTI

Badge	Ragione Sociale	Proprio	Delega	Totale
Totale voti	0			
Percentuale votanti %	0,000000			
Percentuale Capitale %	0,000000			



Azionisti:  0
Azionisti in proprio: 0

0 Teste:
0 Azionisti in delega:

Assemblea Ordinaria del 12 aprile 2017**ESITO VOTAZIONE**Oggetto : **Autorizzazione acquisto azioni proprie****Hanno partecipato alla votazione:**-n° **222** azionisti, portatori di n° **518.097.383** azioniordinarie, di cui n° **518.097.383** ammesse al voto,pari al **63,723039%** del capitale sociale.**Hanno votato:**

		% Azioni Ordinarie Rappresentate (Quorum deliberativo)	% Azioni Ammesse al voto	%Cap. Soc.
Favorevoli	485.992.328	93,803278	93,803278	59,774299
Contrari	31.954.643	6,167690	6,167690	3,930240
Sub Totale	<u>517.946.971</u>	99,970968	99,970968	63,704539
Astenuti	150.412	0,029032	0,029032	0,018500
Non Votanti	0	0,000000	0,000000	0,000000
Sub totale	<u>150.412</u>	0,029032	0,029032	0,018500
Totale	<u>518.097.383</u>	100,000000	100,000000	63,723039

Assemblea Ordinaria del 12 aprile 2017
(2^ Convocazione del 13 aprile 2017)

LISTA ESITO DELLE VOTAZIONE

Oggetto: Autorizzazione acquisto azioni proprie

FAVOREVOLI

Badge	Ragione Sociale	Proprio	Delega	Totale
1	GUBERTI SIMONE	0	0	0
**D	BLACKROCK INDEX SELECTION FUND	0	524.276	524.276
**D	MORGAN STANLEY INVESTMENT FUNDS	0	209	209
**D	VANGUARD EUROPEAN STOCK INDEX FUND	0	702.597	702.597
**D	VANGUARD DEVELOPED MARKETS INDEX FUND	0	1.495.640	1.495.640
**D	WELLINGTON MANAGEMENT PORTFOLIOS	0	33.103	33.103
**D	SCHWAB GLOBAL REAL ESTATE FUND	0	1.032.132	1.032.132
**D	VANGUARD TOTAL WORLD STOCK INDEX FUND	0	55.105	55.105
**D	VANGUARD FTSE ALL-WORLD EX-US SMALL CAP INDEX FUND	0	553.078	553.078
**D	VANGUARD GLOBAL EX-US REAL ESTATE INDEX	0	1.366.479	1.366.479
**D	VANGUARD INVESTMENT SERIES, PLC	0	76.974	76.974
**D	FIDELITY SAL ST T SPARTAN TOTAL INT IN F	0	6.688	6.688
**D	LA FRANCAISE LUX	0	1.436.578	1.436.578
**D	TCORPIM LISTED PROPERTY FUND	0	54.217	54.217
**D	DAIWA SEKAI REIT INDEX MOTHER FUND	0	2.950	2.950
**D	DAIWA GLOBAL REIT INDEX MOTHER FUND	0	15.400	15.400
**D	SAS TRUSTEE CORPORATION	0	123.242	123.242
**D	VANGUARD INTERNATIONAL SMALL COMPANIES I	0	23.384	23.384
**D	VANGUARD INTERNATIONAL PROPERTY SECURITI	0	539.687	539.687
**D	ONEPATH GLOBAL LISTED PROP INDEX POOL	0	240.984	240.984
**D	ONEPATH GLOBAL SHARES - SMALL CAP INDEX	0	14.597	14.597
**D	PUBLIC EMPLOYEES RETIREMENT SYSTEM OF OHIO	0	289.254	289.254
**D	VANGUARD TOTAL INTERNATIONAL STOCK INDEX	0	3.883.824	3.883.824
**D	SPROTT GLOBAL REAL ESTATE FD	0	498.375	498.375
**D	BAILLIE GIFFORD WORLDWIDE FUNDS PLC	0	188.220	188.220
**D	HSBC GROUP HONG KONG LOCAL STAFF RETIREMENT BENEFIT SCHEME	0	14.297	14.297
**D	NFS LIMITED TRAFALGAR COURT LES BANQUES	0	120.428	120.428
**D	EQ-ADVISORS TRUST-AXA REAL ESTATE PORTF.	0	8.318	8.318
**D	NATWEST DEP BG DIV GROWTH FD	0	15.630.000	15.630.000
**D	DEUTSCHE XTRK MSCI EMU HDG EQ ETF	0	4.902	4.902
**D	NATWEST DEP BG MA GROWTH FUND	0	674.990	674.990
**D	TXMF LSV	0	1.375.000	1.375.000
**D	INTL REAL ESTATE	0	2.362.588	2.362.588
**D	USBK TPM GR FS ML FT GL RL ES SC FD	0	132.419	132.419
**D	CX9F LSV INT SMALL CAP	0	309.751	309.751
**D	STATE BOARD OF ADMINISTRATION OF FLORIDA	0	92.948	92.948
**D	BNYMTD GLO PROP SECS EQ TKR FUND	0	458.835	458.835
**D	METROPOLITAN WATER RECLAMATION DISTRICT RETIREMENT FUND	0	341.900	341.900
**D	INDIANA PUBLIC RETIREMENT SYSTEM	0	18.342	18.342
**D	KENNEDY CAPITAL MANAGEMENT INC	0	3.000	3.000
**D	SALIENT INTERNATIONAL REAL ESTATE FUND	0	456.600	456.600
**D	S.W. MITCHELL SMALL CAP EUROPEAN FUND LIMITED C/O S W MITCHELL CAPITAL LLP	0	158.602	158.602
**D	FIDELITY ADV SER VIII FIDELITY ADV GLB CAPITAL APPRECIATION F	0	205.800	205.800

Assemblea Ordinaria del 12 aprile 2017
(2^ Convocazione del 13 aprile 2017)

LISTA ESITO DELLE VOTAZIONE

Oggetto: Autorizzazione acquisto azioni proprie

FAVOREVOLI

Badge	Regione Sociale	Proprio	Delega	Totale
**D	SCHWAB INTERNATIONAL SMALL-CAP EQUITY ETF	0	217.507	217.507
**D	JOHN HANCOCK SEAPORT FUND	0	546.157	546.157
**D	INTERNATIONAL MONETARY FUND	0	48.759	48.759
**D	BERNSTEIN FUND, INC.- INTERNATIONAL SMALL CAP PORTFOLIO	0	721.931	721.931
**D	THE ALLIANCEBERNSTEIN POOLING PTF - ALLIANCEB VOL MNGM PTF	0	7.864	7.864
**D	MET INVESTOR SERIES TRUST-ALLIANCE GLOBAL DYNAMIC ALL PTF	0	17.424	17.424
**D	GOVERNMENT OF THE PROVINCE OF ALBERTA	0	746.400	746.400
**D	CONSOLIDATED EDISON RETIREMENT PLAN	0	589.269	589.269
**D	MORGAN STANLEY INSTITUTIONAL FUND TR- GL MULTI-ASSET INC PTF	0	193	193
**D	CALIFORNIA PUBLIC EMPLOYEES RETIREMENT SYSTEM	0	1.436.258	1.436.258
**D	CALIFORNIA STATE TEACHERS RETIREMENT SYSTEM	0	461.539	461.539
**D	TENNESSEE CONSOLIDATED RETIREMENT SYSTEM	0	201.237	201.237
**D	VANGUARD FTSE DEVELOPED ALL CAP EX NORTH AMERICA INDEX ETF	0	1.294	1.294
**D	VANGUARD DEVEL ALL-CAP EX NORTH AMERICA EQT IND POOLED FUND	0	169	169
**D	ISHARES MSCI EUROPE SMALL-CAP ETF	0	34.854	34.854
**D	ISHARES EUROPE DEVELOPED REAL ESTATE ETF	0	69.518	69.518
**D	ISHARES INTERNATIONAL DEVELOPED REAL ESTATE ETF	0	285.840	285.840
**D	ISHARES INTERNATIONAL DEVELOPED PROPERTY ETF	0	45.584	45.584
**D	BLACKROCK DEVELOPED REAL ESTATE INDEX FUND	0	264.252	264.252
**D	BLACKROCK INST TRUST CO NA INV FUNDSFOR EMPLOYEE BENEFIT TR	0	5.705.325	5.705.325
**D	ISHARES CORE MSCI EUROPE ETF	0	217.553	217.553
**D	ISHARES GLOBAL REIT ETF	0	157.476	157.476
**D	CONNECTICUT GENERAL LIFE INSURANCE COMPANY	0	3.662	3.662
**D	BLACKROCK CDN GLOBAL DEVELOPED REAL ESTATE INDEX FUND	0	391.080	391.080
**D	BGI MSCI EAFE SMALL CAP EQUITY INDEX FUND B	0	127.693	127.693
**D	BLACKROCK MSCI WORLD SMALL CAP EQ ESG SCREENED INDEX FUND B	0	5.259	5.259
**D	DEVELOPED REAL ESTATE INDEX FUND B	0	65.451	65.451
**D	IBM 401K PLUS PLAN	0	311.748	311.748
**D	COLLEGE RETIREMENT EQUITIES FUND	0	883.051	883.051
**D	ISHARES II PUBLIC LIMITED COMPANY	0	381.214	381.214
**D	ISHARES PUBLIC LIMITED COMPANY	0	1.188.847	1.188.847
**D	ISHARES VII PLC	0	581.971	581.971
**D	BLACKROCK AM SCH AG OBO BIFS WORLD EX SW SMALL CAP EQ INDEX F	0	92.384	92.384
**D	STICHTING PHILIPS PENSIOENFONDS	0	69.701	69.701
**D	VANGUARD INV FUNDS ICVC-VANGUARD FTSE GLOB ALL CAP IND FUND	0	1.205	1.205
**D	HIGH HAITH MASTER INVESTORS (CAYMAN) LP	0	1.152.748	1.152.748
**D	DYPED PENSION FUND	0	1.012.879	1.012.879
**D	DONNELLEY FINANCIAL PENSION TRUST	0	40.611	40.611
**D	LSC PENSION TRUST	0	308.015	308.015
**D	BLUE SKY GROUP	0	466.264	466.264
**D	GOVERNMENT EMPLOYEES SUPERANNUATION BOARD	0	71.219	71.219
**D	LOS ANGELES CITY EMPLOYEES RETIREMENT SYSTEM	0	31.557	31.557
**D	CITY OF LOS ANGELES FIRE AND POLICE PENSION PLAN	0	28.850	28.850

I.G.D. SIQ S.p.A.

Assemblea Ordinaria del 12 aprile 2017
(2^ Convocazione del 13 aprile 2017)

LISTA ESITO DELLE VOTAZIONE

Oggetto: Autorizzazione acquisto azioni proprie

FAVOREVOLI

Badge	Ragione Sociale	Proprio	Delega	Totale
**D	THE RETIREMENT BENEFIT TRUST OF THE R.R. DONNELLEY & SONS CO.	0	79.729	79.729
**D	ILLINOIS STATE BOARD OF INVESTMENT	0	79.194	79.194
2	CATTANEO CLAUDIO - IN QUALITA' DI RAPPRESENTANTE DESIGNATO - COMPUTERSHARE SPA	0	0	0
DE*	UNICOOP TIRRENO SOCIETA' COOPERATIVA A.R.L.	22.176	97.789.089	97.789.089
3	PAMPINI ANGELO	0	60.463	60.463
4	CORRADO MARIANGELA	0	332.709.679	332.709.679
DE*	COOP ALLEANZA 3.0 SOC. COOP.	0	169.623	169.623
DE*	COOPERATIVA RENO SCARL	329.000	225.850	554.850
5	RIZZARDI RAFFAELE	10.000	0	10.000
6	NADALINI LORIS	0	0	0

Totale voti 485.992.328

Percentuale votanti % 93,803278

Percentuale Capitale % 59,774299


Azionisti:
Azionisti in proprio:

97

3 Azionisti in delega:

6

94

Pagina 8

Assemblea Ordinaria del 12 aprile 2017
(2^ Convocazione del 13 aprile 2017)

LISTA ESITO DELLE VOTAZIONE

Oggetto: Autorizzazione acquisto azioni proprie

CONTRARI

Badge	Ragione Sociale	Proprio	Delega	Totale
1	GUBERTI SIMONE	0	0	0
**D	JPMORGAN FUNDS	0	3.585.298	3.585.298
**D	ANIMA SGR SPA	0	896.495	896.495
**D	ALLIANZ GI FONDS QUONTIAM SMC	0	406.070	406.070
**D	ALLIANZGI FONDS AEVN	0	549.144	549.144
**D	ALLIANZGI FONDS GANO 2	0	71.547	71.547
**D	ALLIANZGI FONDS ZDD3	0	164.871	164.871
**D	ALLIANZ GI FONDS AKTIEN GLOBAL	0	752.877	752.877
**D	AMP INTERNATIONAL PROPERTY INDEX FUND HEDGED	0	61.410	61.410
**D	FCP CIC PIERRE	0	446.700	446.700
**D	INDEX MOTHER FUND EUROPE REIT	0	1.772	1.772
**D	SHINKO GLOBAL REIT INDEX MOTHER FUND	0	4.800	4.800
**D	BT WHOLESALE MULTI MANAG INTL SHARE FUND	0	1.132.764	1.132.764
**D	STICHTING PENSIOENFONDS VOOR HUISARTSEN	0	61.728	61.728
**D	HSBC FTSE EPRA/NAREIT DEVELOPED ETF	0	27.599	27.599
**D	WILM MULTI MGR REAL ASSET PPA	0	154.662	154.662
**D	56053 IP GLOBAL EQUITIES I	0	150.608	150.608
**D	PS FTSE RAFI EUSM UCITS ETF BNYMTCIL	0	11.631	11.631
**D	PS FR DEVEL MARK EX US SMALL PORT	0	1.371	1.371
**D	FT FTSE EPRANAREIT GLOB RE INDEX FD	0	16.638	16.638
**D	CAUSEWAY INTL SMALL CAP FUND	0	178.088	178.088
**D	BNYM SMALL CAP EUROLAND FD BNYMTCIL	0	604.549	604.549
**D	SL5F AJO INTERNATIONAL EQUITY	0	78.459	78.459
**D	BNYMTD RAMAM WORLD RECOVERY FUND	0	1.117.000	1.117.000
**D	ALASKA PERMANENT FUND CORPORATION	0	216.583	216.583
**D	STICHTING BEDRIJFTAKPENSIOENFONDS VOOR HET SCHILDERS AFWERKINGS EN GLASZETBEDRIJF	0	41.314	41.314
**D	VIRGINIA RETIREMENT SYSTEM .	0	333.133	333.133
**D	MAN NUMERIC INT SMALL CAP TR	0	78.100	78.100
**D	UTC ACADIAN ASSET MGMT	0	303.275	303.275
**D	PHC NORTHERN TRUST	0	177.305	177.305
**D	BNYMTD RM GLOBAL HIGH ALPHA FUND	0	392.700	392.700
**D	PENSION RESERVES INVESTMENT TRUST FUND	0	105.470	105.470
**D	KENTUCKY RETIREMENT SYSTEMS	0	70.186	70.186
**D	KENTUCKY RETIREMENT SYSTEMS INSURANCE TRUST FUND	0	28.802	28.802
**D	AGI PV WS RCM IND 8490 07 5210 SPK	0	274.667	274.667
**D	AGI KOMDY BS W 8523 03 5225 SPK	0	252.360	252.360
**D	PUBLIC EMPLOYEES RETIREMENT ASSOCIATION OF NEW MEXICO	0	24.539	24.539
**D	WEST VIRGINIA INVESTMENT MANAGEMENT BOARD	0	547.100	547.100
**D	NUVEEN GLOB INV FD-NUVEEN REAL	0	17.548	17.548
**D	SEI LUPUS ALPHA PAN EUROP SMAL	0	621.358	621.358
**D	SEI GLOBAL MASTER FUND PLC	0	944.908	944.908
**D	TRUST&CUST SERV BK GAIKOKU REI	0	112.110	112.110
**D	TRUST&CUST SERV BK DIAM WORLD	0	492.850	492.850


Assemblea Ordinaria del 12 aprile 2017
(2^ Convocazione del 13 aprile 2017)

LISTA ESITO DELLE VOTAZIONE

Oggetto: Autorizzazione acquisto azioni proprie

CONTRARI

Badge	Ragione Sociale	Proprio	Delega	Totale
**D	NOMURA TR&BK NIKKO INTL REIT	0	17.176	17.176
**D	STICHTING PENSIOENFONDS CAMPINA	0	19.871	19.871
**D	PANAGORA DIVERSIFIED ARBITRAGE MASTER FUND LTD	0	35.936	35.936
**D	AEGON CUSTODY B.V	0	232.362	232.362
**D	AJO GLOBAL MARKET-NEUTRAL FUND LTD	0	53.553	53.553
**D	BOSTON PATRIOT CONGRESS ST LLC C/O PANAGORA ASSET MANAGEMENT, INC.	0	336	336
**D	HIGHMARK LIMITED HIGHMARK LONG SHORT EQUITY 2 CO PANAGORA ASSET MANAGEMENT INC	0	163	163
**D	LEGAL AND GENERAL ASSURANCE PENSIONS MANAGEMENT LIMITED	0	765	765
**D	LEGAL AND GENERAL ASSURANCE PENSIONS MANAGEMENT LIMITED	0	911	911
**D	LEGAL AND GENERAL ASSURANCE PENSIONS MANAGEMENT LIMITED	0	161.169	161.169
**D	LEGAL AND GENERAL COLLECTIVE INVESTMENT TRUST	0	7.746	7.746
**D	NUMERIC ABSOLUTE RETURN FUND LP OGIER FIDUCIARY SERVICES (BVI) LTD	0	8.900	8.900
**D	NUMERIC MULTI STRATEGY MARKET NEUTRAL LEVERED OFFSHORE FUND LIMITED	0	41	41
**D	NUMERIC SOCIALLY AWARE MULTI STRATEGY FUND LTD	0	15	15
**D	OIL INVESTMENT CORPORATION LTD. - ESM C/O NUMERIC INVESTORS LLC	0	22.600	22.600
**D	PANAGORA ASSET MANAGEMENT INC	0	2.127	2.127
**D	TWO SIGMA SPECTRUM PORTFOLIO LLC	0	166	166
**D	RETURN TO WORK CORPORATION OF SOUTH AUST RALIA	0	31.764	31.764
**D	UBS FUND MANAGEMENT (SWITZERLAND) AG	0	168.439	168.439
**D	UBS FUND MGT (CH) AG CH0516/UBSCHIF2-EGSCP11	0	135.618	135.618
**D	CH0526 - UBS (CH) INSTITUTIONAL FUND - EQUITIES GLOBAL SMALL CAP PASSIVE II	0	2.676	2.676
**D	INTERNATIONAL PAPER CO COMMINGLED INVESTMENT GROUP TRUST	0	162.003	162.003
**D	INTERNATIONAL MONETARY FUND	0	53.225	53.225
**D	USAA INTERNATIONAL FUND	0	1.037.234	1.037.234
**D	TR+ CUST SERV BK LTD ATF SHINKO GLOBAL REIT INDEX MOTHER FUND	0	3.522	3.522
**D	THE WALT DISNEY COMPANY RETIREMENT PLAN MASTER TRUST	0	209.838	209.838
**D	MM SELECT EQUITY ASSET FUND	0	21.063	21.063
**D	MARYLAND STATE RETIREMENT & PENSION SYSTEM	0	64.547	64.547
**D	DIVERSIFIED REAL ASSET INCOME FUND	0	167.591	167.591
**D	NUVEEN REAL ASSET INCOME FUND	0	656.705	656.705
**D	NUVEEN REAL ASSET INCOME AND GROWTH FUND	0	82.022	82.022
**D	TEXAS MUNICIPAL RETIREMENT SYSTEM	0	306.461	306.461
**D	STATE OF NEW JERSEY COMMON PENSION FUND D	0	91.590	91.590
**D	CITY OF NEW YORK GROUP TRUST	0	195.504	195.504
**D	SSGA SPDR ETFs EUROPE I PUBLIC LIMITED COMPANY	0	237.493	237.493
**D	SSGA SPDR ETFs EUROPE II PUBLIC LIMITED COMPANY	0	8.518	8.518
**D	UAW RETIREE MEDICAL BENEFITS TRUST	0	181.517	181.517
**D	WISDOMTREE ISSUER PUBLIC LIMITED COMPANY	0	151.376	151.376
**D	WASHINGTON STATE INVESTMENT BOARD	0	36.771	36.771
**D	WISDOMTREE DYNAMIC CURRENCY HEDGED INTRNL SMALLCAP EQ FUND	0	2.147	2.147
**D	WISDOMTREE EUROPE SMALLCAP DIVIDEND FUND	0	2.827.622	2.827.622
**D	WISDOMTREE INTERNATIONAL SMALLCAP DIVIDEND FUND	0	1.282.872	1.282.872
**D	WISDOMTREE EUROPE HEDGED SMALLCAP EQUITY FUND	0	288.692	288.692

Azionisti: 
Azionisti in proprio: 124 Teste: 1
Azionisti in delega: 0 Azionisti in delega: 124

Assemblea Ordinaria del 12 aprile 2017
(2^ Convocazione del 13 aprile 2017)

LISTA ESITO DELLE VOTAZIONE

Oggetto: Autorizzazione acquisto azioni proprie

CONTRARI

Badge	Ragione Sociale	Proprio	Delega	Totale
**D	SS BK AND TRUST COMPANY INV FUNDS FOR TAXEXEMPT RETIREMENT PL	0	632.688	632.688
**D	STATE STREET GLOBAL ADVISORS LUXEMBOURG SICAV	0	152.866	152.866
**D	UBS ETF	0	28.216	28.216
**D	IBM 401K PLUS PLAN	0	236.513	236.513
**D	STATE OF ALASKA RETIREMENT AND BENEFITS PLANS	0	2.004	2.004
**D	SPDR S&P WORLD (EX-US) ETF	0	169.332	169.332
**D	SPDR S&P INTERNATIONAL SMALL CAP ETF	0	156.612	156.612
**D	MSCI EAFE SMALL CAP PROV INDEX SEC COMMON TR F	0	99.171	99.171
**D	TWO SIGMA EQUITY PORTFOLIO, LLC	0	197.000	197.000
**D	EXELON CORPORATION DEF CONTRIBUTION RET PLANS MASTER TR	0	142.006	142.006
**D	WHEELS COMMON INVESTMENT FUND	0	6.366	6.366
**D	EXELON CORPORATION PENSION MASTER RETIREMENT TRUST	0	451.466	451.466
**D	CHEVRON MASTER PENSION TRUST	0	44.708	44.708
**D	AJO INTERNATIONAL SMALL CAP FUND, LTD.	0	413.292	413.292
**D	NTGI-QM COMMON DAILY ALL COUNWD EX-US INV MKT INDEX F NONLEND	0	14.085	14.085
**D	NATIONAL COUNCIL FOR SOCIAL SECURITY FUND, P.R.C	0	23.883	23.883
**D	NEW ZEALAND SUPERANNUATION FUND	0	23.655	23.655
**D	BATTELLE MEMORIAL INSTITUTE	0	245.800	245.800
**D	THE HEALTH FOUNDATION	0	402.556	402.556
**D	NORTHERN TRUST GLOBAL INVESTMENTS COLLECTIVE FUNDS TRUST	0	720.671	720.671
**D	NORTHERN FUNDS GLOBAL REAL ESTATE INDEX FUND	0	437.255	437.255
**D	TEXAS SCOTTISH RITE HOSPITAL FOR CRIPPLED CHILDREN	0	19.937	19.937
**D	CITY OF LOS ANGELES FIRE AND POLICE PENSION PLAN	0	58.642	58.642
**D	FORD MOTOR COMPANY OF CANADA, LIMITED PENSION TRUST	0	2.609	2.609
**D	NORTHERN TRUST UCITS COMMON CONTRACTUAL FUND	0	122.268	122.268
**D	COMMONWEALTH GLOBAL PROPERTY SECURITIES FUND 4	0	245.943	245.943
**D	MUNICIPAL EMPLOYEES' ANNUITY AND BENEFIT FUND OF CHICAGO	0	31.416	31.416
**D	ABU DHABI RETIREMENT PENSIONS AND BENEFITS FUND	0	26.256	26.256
**D	NORTHERN TRUST UCITS FGR FUND	0	430.960	430.960
**D	UNIVEST	0	827.196	827.196
**D	STG PFDS V.D. GRAFISCHE	0	101.118	101.118
**D	STG. PFDS. AHOLD MANDATE NORTHERN	0	26.720	26.720
**D	CNP ASSUR PIERRE	0	269.907	269.907
**D	BNY MELLON EMPLOYEE BENEFIT COLLECTIVE INVESTMENT FUND PLAN	0	13.665	13.665
**D	REAL ASSET INCOME AND GROWTH FUND	0	8.363	8.363
**D	CF DV ACWI EX-U.S. IMI FUND	0	2.070	2.070
**D	AMUNDI INDEX FTSE EPRA NAREIT GLOBAL	0	88.453	88.453
**D	CPR EURO HIGH DIVIDEND	0	537.768	537.768
**D	FCP CPR PROGRES DURABLE EUROPE	0	60.171	60.171

Totale voti 31.954.643

Percentuale votanti % 6,167690

Percentuale Capitale % 3,930240

Azionisti:

Azionisti in proprio: 124

Teste: 1

Azionisti in delega: 124

Assemblea Ordinaria del 12 aprile 2017
(2^ Convocazione del 13 aprile 2017)

LISTA ESITO DELLE VOTAZIONE

Oggetto: Autorizzazione acquisto azioni proprie

ASTENUTI


Badge Ragione Sociale
1 GUBERTI SIMONE
**D 1199 SEIU HEALTH CARE EMPLOYEES PENSION FUND

Totale voti 150.412

Percentuale votanti % 0,029032

Percentuale Capitale % 0,018500

Proprio	Delega	Totale
0	0	0
0	150.412	150.412


Azionisti:
Azionisti in proprio:

1 Teste:
0 Azionisti in delega:

I.G.D. SHQ S.p.A.

Assemblea Ordinaria del 12 aprile 2017
(2^ Convocazione del 13 aprile 2017)

LISTA ESITO DELLE VOTAZIONE
Oggetto: Autorizzazione acquisto azioni proprie

NON VOTANTI

Badge	Ragione Sociale	Proprio	Delega	Totale
Totale voti	0			
Percentuale votanti %	0,000000			
Percentuale Capitale %	0,000000			



Azionisti: 0
 Azionisti in proprio: 0
 Teste: 0
 Azionisti in delega: 0