

IMMOBILIARE GRANDE DISTRIBUZIONE
Società di Investimento Immobiliare Quotata S.p.A.
Company subject to the direction and control of Coop Adriatica
S.c.a.r.l.
Registered office: Via Agro Pontino 13, Ravenna, Italy
Share capital fully subscribed and paid-in Euro 549,760,278.52
Divided into 756,356,289 ordinary shares
Ravenna Chamber of Commerce: 88573
Ravenna Companies Register and tax identification no:
00397420399

MINUTES OF THE ANNUAL GENERAL MEETING ORDINARY
SESSION
15 April 2015

On the 15th day of April two thousand and fifteen the regularly convened Annual General Meeting of Immobiliare Grande Distribuzione Società di Investimento Immobiliare Quotata S.p.A. was held in ordinary session at 10:10 a.m. in Bologna at the headquarters in via Trattati Comunitari Europei 1957-2007, n. 13, third floor, pursuant to and in accordance with Articles 11.1 and 11.2 of the bylaws and as per the notice published on the Company's website, on the authorized storage system 1Info, www.1info.it, as well as in the newspaper "Milano Finanza" on 6 March 2015.

The meeting was chaired, pursuant to Art. 14.1 of the bylaws and Art. 3 of the Regulations for Shareholder Meetings, by Gilberto Coffari in his capacity as Chairman of the Board of Directors who proposes, and the shareholders unanimously agree, that Enrico Giordano, Esq., should act as Secretary for the meeting held in ordinary session.

Pursuant to Art. 7 of the Regulations for Shareholder Meetings, the Chairman appoints Claudio Cattaneo and Morena Fabrello representatives of Computershare S.p.A., which has also been charged with carrying out the functional activities of the shareholders accreditation and verification of attendance at the meeting before each vote, were called upon to act as Scrutineers.

The Chairman also acknowledges that:

- The Board of Directors is present in the person of party identified above and of the Directors Claudio Albertini, Aristide Canosani, Fabio Carpanelli and Giorgio Boldreghini;
- the absence of the following directors is justified: Sergio Costalli, Roberto Zamboni, Leonardo Caporioni, Fernando Pellegrini, Elisabetta Gualandri, Tamara Magalotti, Livia Salvini, Andrea Parenti, Riccardo Sabadini and Massimo Franzoni;

- attending from the Board of Statutory Auditors are: Romano Conti and Roberto Chiusoli;
- the absence of the Auditor Pasquina Corsi is justified;
- a representative of the external auditors PricewaterhouseCoopers SPA Giuseppe Ermocida, is also in attendance;
- several Group employees, deemed helpful for the discussion of the items on the Agenda, are also in attendance;

The President reminds that the share capital amounts to Euro 549,760,278.52, fully subscribed and paid-in and is divided into 756,356,289 ordinary shares with no par value, which entitle the holder to vote and attend this AGM.

The Chairman notes that based on the controls made by Computershare S.p.A., are present 184 shareholders or those holding voting rights for shareholders, representing, either in person or by proxy, 570,963,562 ordinary shares, of which the intermediary was apprised in accordance with art. 83-sexies of Legislative Decree 58/1998, equal to 75.488704% of the share capital.

The Chairman also declares that:

- the intermediaries sent the certificates, attesting to share ownership and based on which those entitled may attend this meeting, to the Company in accordance with the law and the corporate bylaws.
- the identity of those entitled to attend the meeting of the shareholders was verified, as well as the compliance of the proxies with the law and the corporate bylaws.
- as indicated in the notice of call, the Company appointed Computershare SPA to act as the designated representative for the proxies and to receive voting instructions pursuant Art. 135-*undecies* of Legislative Decree 58/1998 and made the proxy form available at the Company's registered office and on its website.
- pursuant to paragraph 3 of Art. 135-*undecies* of Legislative Decree 58/1998, the shares for which proxies were assigned, including partial, to the designated representative will be calculated for the purposes of the regular formation of this meeting, while the shares for which no voting instructions were provided will not be counted for the purposes of determining the majority or the quorum needed to approve resolutions.

- the meeting is being videotaped for the sole purpose of facilitating writing of the minutes and any recordings will be destroyed after the minutes have been recorded.
- no requests for changes/additions to the Agenda were received, pursuant to Art. 126-bis of Legislative Decree 58/1998;
- the meeting of the shareholders is regularly constituted and may resolve on the following:

AGENDA

- 1. Separate financial statements at 31.12.2014; Directors' report on operations; External auditors' report; Report of the Board of Statutory Auditors; Presentation of the consolidated financial statements at 31.12.2014; Allocation of the net income and distribution of the dividend to Shareholders; related and consequent resolutions.**
- 2. Report on compensation in accordance with Art. 123-ter, paragraph 6, of Legislative Decree n. 58/98; related and consequent resolutions.**
- 3. Authorization to buy and sell treasury shares; related and consequent resolutions.**
- 4. Appointment of the Board of Directors**
 - 4.1. Determination of the number of directors;**
 - 4.2. Determination of the Board of Directors' term of office;**
 - 4.3. Appointment of the Board of Directors;**
 - 4.4. Determination of the Board of Directors' remuneration.**
- 5. Appointment of the Board of Statutory Auditors**
 - 5.1. Appointment of three standing and two alternate auditors;**
 - 5.2. Appointment of the Chairman of the Board of Statutory Auditors;**
 - 5.3. Determination of the Board of Statutory Auditors' remuneration.**

The Chairman acknowledges that, with regard to the items on the Agenda, the formalities called for by law and applicable regulations have

all been complied with. More in detail:

- the Report regarding the items 4 and 5 of the Agenda, prepared in accordance with Articles 125-*ter* of Legislative Decree 58/1998, were made available to the public on 6 March 2015 at the Company's registered office and on the Company's website eng.gruppoigd.it, as well as on the authorized storage system 1Info, www.1info.it;
- the Report regarding the remaining items on the Agenda for the ordinary session, prepared in accordance with Articles 125-*ter* of Legislative Decree 58/1998 and Art. 73 of the Regulations for Issuers, was made available to the public in the same manner on 16 March 2015;
- the draft separate financial statements, the consolidated financial statements, the directors' report on operations, the annual report on corporate governance and ownership structure and the remuneration report, were made available to the public on 24 March 2015 at the Company's registered office and on the Company's website eng.gruppoigd.it as well as on the authorized storage system 1Info, www.1info.it;
- on the same date and in the same manner the reports of the external auditors on the draft financial statements and consolidated financial statements and the report of the Board of Statutory Auditors have been published;
- the lists of candidates for the new Board of Directors and the Board of Statutory Auditors, submitted by the shareholders in accordance with the law, were made available to the public on 25 March 2015 at the Company's registered office and on the Company's website eng.gruppoigd.it, as well as on the authorized storage system 1Info, www.1info.it.

The Chairman informs that all the documentation listed above, made available on the Company's website, was given to all shareholders and/or their proxies upon entering the ordinary AGM.

All of the mandatory CONSOB formalities relative to the above mentioned documentation were completed.

The Chairman also informs that no shareholders submitted questions regarding the items on the agenda the day before the AGM pursuant to Art. 127-*ter* of Legislative Decree n. 58/1998.

The Chairman notes that because the company qualifies as a "SME" as defined in Art. 1, paragraph 1, lett. W-1) of TUF, introduced in Legislative Decree n. 91 of 24 June 2014 and converted, with amendments, into Law n. 116 on 11 August 2014, the minimum holding in the Company subject to disclosure under Art 120 of TUF is 5% and not 2%.

The Chairman notes that to date the parties who hold, directly or indirectly, more than 5% (five per cent) of IGD SIQ S.p.A.'s subscribed share capital, based on the stock ledger, the communications received pursuant to Art. 120 of Legislative Decree 58/1998 and other information on hand, are the following:

Declarant	Direct shareholder	Number of shares	% of share capital
Coop Adriatica s.c.a.r.l.	Coop Adriatica s.c.a.r.l.	332,709,679	43.99%
Unicoop Tirreno, società cooperativa	Unicoop Tirreno, società cooperativa	97,789,089	12.93%
Soros Fund Management Llc	Quantum Strategic Partners Ltd	38,181,431	5.05%

The Chairman announces that there are no shareholders with more than 5% of the Company's subscribed share capital without voting rights.

The Chairman also notes that the Company is subject to the direction and coordination of Coop Adriatica S.c.a.r.l.

At this point the Chairman acknowledges that the scrutineers of Computershare SPA will use technical devices to manage the attendance sheets and vote tally.

The Chairman reserves the right to disclose the definitive number of participants and shares represented during the AGM before votes are cast for each item.

He also notes that votes will be cast on a show of hands basis.

The Chairman also requests that those leaving the meeting report their departure to the staff members so that it may be recorded in these minutes.

The Chairman advises that the Shareholders who would like to take the floor to discuss the items on the Agenda may do so by reserving a place at the desk found in the meeting room and that all observations should be limited to no more than fifteen minutes.

The Shareholders and their proxies who have already participated in the discussion may do so a second time for a period of no more than five minutes, including to make statements about how votes will be cast.

The Chairman informs that, pursuant to and in accordance with the Privacy Code, the personal data provided by the shareholders will be

processed and treated by the Company solely for the purposes of the shareholders' meeting and any related formalities.

Lastly, the Chairman reports, in accordance with CONSOB bulletin DAC/RM/96003558 of 18 April 1996, the following fees were paid to the external auditors PricewaterhouseCoopers S.p.A.:

- for the audit of the 2014 separate financial statements (including the activities of oversight of the company's accounting pursuant to art. 14, first paragraph, letter b) of Legislative Decree 39/2010): Euro 60,000.00 (sixty thousand/00) including expenses (in addition to VAT) for a total of approximately 1,120 man-hours;
- for the audit of the 2014 consolidated financial statements: Euro 15,000.00 (fifteen thousand/00) including expenses (in addition to VAT) for a total of approximately 320 man-hours;
- for the audit of the half-year financial statements Euro 29,081.00 (two thousand nine hundred eightyone/00) including expenses (in addition to VAT) for a total of approximately 590 man-hours.

The above mentioned fees include the contributions made to CONSOB.

The Chairman then opens the discussion of the first item on the Agenda of the Annual General Meeting, in ordinary session.

1. Separate financial statements at 31.12.2014; Directors' report on operations; External auditors' report; Report of the Board of Statutory Auditors; Presentation of the consolidated financial statements at 31.12.2014; Allocation of the net income and distribution of the dividend to Shareholders; related and consequent resolutions.

The Chairman proposes that the Chief Executive Officer, Claudio Albertini, take the floor in order to discuss the first item on the Agenda and to illustrate the Company's results for 2014 to the shareholders as reported in the draft financial statements submitted to the AGM for approval. Pursuant to Art. 9 of the Regulations for Shareholder Meetings the reading of the documentation relating to the AGM is dispensed with.

The Chief Executive Officer describes the highlights of the financial statements for FY 2014.

More in detail, the Chief Executive Officer reminds those present that 2014 was a year of great intensity and growth thanks, above all, to the Company's capital increase.

In terms of ordinary operations, rental income, financial occupancy and FFO were basically unchanged including as a result of the sale of the mall in Livorno in February of last year.

The financial statements for the year closed on 31 December 2014, submitted to shareholders for approval, show a net profit of Euro

3,681,389, with a proposed dividend that is higher than 2013, net of the capital increase.

The Loan to Value fell from 57.4% to 48.3%, a noticeable decline against the prior year explained, above all, by the capital increase.

Important external growth was also recorded in 2014 as a result of the real estate acquisitions made with part of the proceeds generated by the capital increase and the purchase of 20% of UnipolSai Investimenti Sgr.

The IGD Group's total consolidated operating revenue amounted to Euro 122.4 million at 31 December 2014, a drop of 3.6% against 2013 due to a decrease in "Porta a Mare" property sales which resulted in a decline in trading revenue.

Core business revenue amounted to Euro 120.5 million, largely in line with the Euro 120.7 million reported in 2013.

In 2014 total EBITDA amounted to Euro 78.8 million, a decrease of 4.9% against the Euro 82.9 million recorded in the prior year. The IGD Group's core business EBITDA came to Euro 79.3 million at 31 December, a drop of 4.3% against the Euro 82.8 million posted at 31 December 2013.

The core business EBITDA Margin came to 65.8%, falling 2.8% against the 68.6% recorded in the prior year. The IGD Group's EBIT amounted to Euro 54.2 million at 31 December 2014, an increase of 12.9% against the Euro 48 million reported at 31 December 2013, due primarily to a drop in writedowns and negative changes in fair value which amounted to Euro 23.1 million versus Euro 33.5 million at 31 December 2013.

The pre-tax profit came to Euro 9.4 million at 31 December 2014, a decided increase against the Euro 0.9 million recorded in 2013.

The Group's portion of net profit amounted to Euro 7.3 million at 31 December 2014, an increase of 46.1% with respect to the Euro 5 million recorded in 2013. Core business funds from operations (FFO), another important result to look at, fell by 0.9% from the Euro 35.5 million recorded at 31 December 2013 to Euro 35.1 million at 31 December 2014.

At 31 December 2014 the market value of the IGD Group's real estate portfolio reached Euro 1,951.21 million.

The Group's financial structure improved markedly as a result of the capital increase completed in October: the gearing ratio came to 0.95 at 31 December 2014, down with respect to the figure recorded at 31 December 2013.

Direct costs pertaining to the core business (including payroll costs) amounted to Euro 31.1 million, an increase of 11% with respect to the prior year due, above all, to the increase in rents and lease payments as a result of the sale of the Le Fonti del Corallo mall in Livorno, as well as

property taxes and condominium fees. There was also a decrease in provisions for doubtful accounts.

General expenses (including payroll costs at headquarters) reached Euro 10 million, an increase against the Euro 9.9 million posted at 31 December 2013, and 8.4% of core business revenue.

The Chief Executive Officer, having completed his presentation, then passes the floor once again to the Chairman, who informs that the external auditors PricewaterhouseCoopers S.p.A., assigned to complete the financial audit of the annual report pursuant to Legislative Decree 58/1998, issued their report and expressed an opinion without reservations.

The Chairman takes the floor and reads the proposed resolution:

“The shareholders of Immobiliare Grande Distribuzione Società di Investimento Immobiliare Quotata S.p.A. meeting in ordinary session at the Annual General Meeting,

- having seen the Board of Directors’ report on operations;
- having seen the Board of Statutory Auditors’ report;
- having examined the Company’s financial statements for the year ended 31 December 2014;
- having acknowledged the report prepared by the external auditors PricewaterhouseCoopers S.p.A.;
- as the total maximum number of ordinary shares with dividend rights at the proposed ex-div date amounts to 756,356,289;

resolve

1. *to approve the Board of Directors’ report on operations and the financial statements of IGD SIIQ S.p.A. for the year ended 31 December 2014;*
2. *to combine the Euro conversion reserve in its entirety (Euro 23,113) with the legal reserve which would then rise from Euro 12,348,038 to Euro 12,371,151;*
3. *to combine the share premium reserve of Euro 97,580,905 with the legal reserve up to one fifth of the share capital as a result of which the legal reserve would rise from Euro 12,371,151 to Euro 109,952,056, and would, therefore, be fully formed as per Art. 2430 of the Italian Civil Code; the share premium reserve would drop from Euro 147,730,288 to Euro 50,149,383;*
4. *to use Euro 10,178,231.80 of the share premium reserve to cover the negative reserve balance following the sale of treasury shares (-Euro 10,178,231.80) which would cause the share premium reserve to fall from Euro 50,149,383 to Euro 39,971,151.20;*

5. *to reclassify Euro 10,430,269.36 of the fair value reserve, as a result of the partial elimination of the provisions governing availability found in Art. 6 of Legislative Decree n. 38 of 28 February 2005, increasing the non-distributable reserve by the same amount. The fair value reserve, relating to the fair value of the real estate assets, will, therefore, decrease from Euro 226,296,595 to Euro 215,866,325.64, while the non-distributable reserve will rise from Euro 4,472,026.45 to Euro 14,902,295.81.*
6. *to pay a dividend of Euro 0.0375 per ordinary share outstanding when the shares go ex-div.*

The total dividend payout, calculated based on the number of shares outstanding at 26 February 2015 (756,356,289), amounts to Euro 28,363,360.84 to be taken from:

- ✓ for Euro 3,681,389, distributable income generated entirely by exempt operations;*
- ✓ for Euro 1,102,448.39, the reserve for retained earnings from exempt operations;*
- ✓ for Euro 10,430,269.36, the reserve for retained earnings arising from the elimination of the restrictions on the fair value reserve and entirely attributable to exempt operations;*
- ✓ The total income distributed generated by exempt operations amounts to Euro 15,214,106.75, equal to Euro 0.020115 per share;*
- ✓ for Euro 3,369,578.06, the reserve for retained earnings accrued prior to becoming a SIIQ;*
- ✓ for Euro 9,779,676.03, the merger surplus reserve (profit carried forward of Euro 273,790.18 and equity reserve of Euro 9,505,885.85) equal to Euro 0.012568 per share, which would, therefore, drop from Euro 13,735,610.48 to Euro 3,955,934.45.*

The distributions made using reserves formed prior to the adoption of the special SIIQ regime amount to Euro 3,643,368.24, equal to Euro 0.004817 per share.

Each outstanding share with dividend rights, therefore, shall receive a dividend of Euro 0.0375 for a total of Euro 28,363,360.84 calculated on the number of outstanding shares at today's date.

The dividend will be payable as of 20 May 2014 with shares going ex-div on 18 May 2015 (detachment of coupon n. 15). In accordance with Art. 83.3-quater of Legislative Decree n.58 of 24 February 1998, the shareholders of IGD at the record date (19 May

2015) as per the records of the intermediary, pursuant to Art. 83-
quater, par. 3 of Legislative Decree n.58 of 24 February 1998, will
be entitled to receive the dividend.

7. *to grant the Chairman of the Board and the Chief Executive Officer, including separately, the power to determine the exact number of shares with dividend rights and the dividend amount paid.”*

After having read the proposed resolution, the Chairman opens the discussion and asks if any of the shareholders present would like to take the floor.

The Chairman invites the shareholder Raffaele Rizzardi to take the floor as requested.

The shareholder Rizzardi reads the report he has prepared, as well as submitted to the Company, which is shown below:

“I am a shareholder. My name is Raffaele Rizzardi and I am here today also a proxy for my wife Giovanna De Vecchi and our children Paola and Nicola. We own 554,850 shares or 0.0734% of the capital. We are, therefore, considered small shareholders of IGD.

My family definitely has ties to the world of the cooperatives. I have been a member of Coop Lombardia for at least thirty years and my wife has been a member of Coop Adriatica for ten years. I work with the corporate and tax training programs provided by Emilia Romagna’s coop credit union at the conventions that are held periodically in the building next to the one we are in now.

I came to this Annual General Meeting to express my great disappointment, as well as that of my family members and, I believe, other small shareholders, with the way in which the capital increase completed in the second half of last year was carried out.

The “strong” shareholders managed to maintain their interests with in kind contributions, because that’s what a cash subscription is, which they immediately took back by selling properties.

The small shareholders were asked to make an outlandish cash contribution, if we consider the means available to the average family. The subscription of the capital increase by all of us would have called for a payment of more than Euro 200,000, an amount that the “normal” retail investor does not have readily available. You might say that if the amount to be paid was that high I am not really a “small” shareholder. Above and beyond what was said earlier about the very minuscule percentage that I have in IGD, the shares that my family now holds are the result of the reinvestment of an investment in an unlisted company and savings accumulated over many years. I could not possibly satisfy a request for this much cash with the income generated in the few months that it took to complete the transaction or with the sale of other holdings in what was a difficult time for equity markets. That the majority of the

small investors were not able to subscribe was very clear in the tragic performance of the listed rights.

Up until now I have never sold even one share in IGD and I subscribed the capital increase to the extent that I could and was heavily penalized by the crash of the option rights' price. In other words, even though I deposited a rather large sum into the Company's coffers, my interest was diluted and not to a small extent, for a retail investor, as the drop in the dividend (from Euro 0.065 to Euro 0.0375 per share) demonstrates.

Let's look at the questions that I would like to put forth today relating to the items on the agenda and the events discussed above:

- 1) When did the properties purchased with the proceeds from the capital increase start to generate revenue?*
- 2) Why are the shares issued on 24 October 2014 entitled to the same dividend as those outstanding at the beginning of the year? Allocating earnings in this way would have made sense only if the capital increase was such that all shareholders had been able to entirely subscribe the capital increase, as was the case in the past with the DRO, which we always adhered to except last year as I found out about the transaction after it was already closed. This was not what happened, though, and consequently the large shareholders, who contributed property and not cash and who had the liquidity available to subscribe their entire share of the capital increase, benefitted from a percentage of the full year profit. In other words, I wonder why the dividend for newly issued shares was not paid pro-rata or, better still, postponed until next year. This demonstrates that in 2014 the capital increase did not bring any significant increase to IGD's profitability which is also clear from the drop in the dividend discussed above.*

If the answers to these questions are not to my satisfaction, I will vote the amount of shares I deem opportune against approving the financial statements and the proposed allocation of earnings.

I thank you for your attention and I wish our company all the best going forward and I am hopeful that I will not see transactions similar to the one I discussed with you, the result of which was to trample on the rights of small shareholders".

Once Mr. Rizzardi leaves the floor, the Chairman asks if anyone else would like to speak. As no one else comes forward, the Chairman passes the floor to the CEO, Claudio Albertini.

The CEO begins by stressing the fact that the transaction to which Mr. Rizzardi is referring did not involve the contribution of assets but was, rather, a capital increase for what is, most certainly, a rather large amount in light of the Company's capitalization which, at that time, was around Euro 400 million. The CEO continues pointing out that the rights

issue was offered to all shareholders and that, at the same time, it was resolved to acquire property belonging to the shareholders Unicoop Tirreno and Coop Adriatica, subject to approval of the Committee for Related Party Transactions, along with a fairness opinion and independent valuations. The Company paid Euro 94 million for the real estate assets purchased from the shareholders versus the subscription, by the same shareholders, of their portion of the capital increase that amounted to approximately Euro 110 million which was settled entirely in cash. The CEO reminds those present that IGD, which was listed in 2005, was born early 2000 as a result of a spin-off made by Coop Adriatica. Subsequently, Unicoop Tirreno also became a shareholder. IGD has completed several transactions with its shareholders, but each transaction is evaluated by the Company on a stand-alone basis and is carried out only if viewed as being in the Company's best interest. The two transactions that the Board examined last 7 July created value for the Company; after the capital increase, the Company's financial indicators reached excellent levels. Today the Company's loan to value, for example, is around 48%. The optimal level for this indicator is around 40%.

The CEO also points out that the assets acquired have been generating revenue since 24 October, when the acquisition closed. At full capacity, as mentioned in the information circular issued relative to the capital increase approved by CONSOB, the assets will generate additional revenue streams of around Euro 9 million. In addition to the financial benefits tied to the transaction, there has also been an indirect effect thanks to the new and more solid financial and capital structure which makes it possible to obtain loans and credit lines at better conditions, which certainly benefits all shareholders. Today the Company obtains short term hot money at around 0.25%, better than the 0.30% rate for medium term borrowings obtained in the past. Furthermore, as a result of the capital increase the Company was able to recently complete an exchange offer based on which existing bondholders could exchange existing notes with new notes issued at a fixed rate of 2.65%. The CEO reiterates, therefore, including in name of the Board of Directors, that the transactions created value for the shareholders.

With regard to the question about the dividend paid on newly issued shares, the CEO states that the market practice for this type of transaction was adhered to and it seems that a pro rata dividend is the exception, while most capital increases provide for dividend rights effective 1 January.

The CEO stresses that when the Company announced the capital increase, it was also stated that the Dividend Reinvestment Option would not be offered again this year so as to avoid asking shareholders to make another investment in the Company. At the same time, IGD stated its intention to increase the dividend if the results allowed and, consequently, the total amount paid out as a dividend was increased by

approximately 25%. As for the information provided to shareholders about the capital increase, the CEO points out that the transaction was disclosed to the market on 7 July, when it was approved by the Board of Directors; the capital increase was then completed around 24 October, meaning 3.5 months later after the transaction was announced. Abroad a transaction of this sort would have been completed in about 1 month. The shareholders had, therefore, ample time to make the preparations needed to adhere to the capital increase.

The CEO expresses his apologies for the lack of information about the last Dividend Reinvestment Option transaction and points out that the Company has always provided information about these sorts of transactions in a timely manner.

Mr. Rizzardi intervenes and states that he never received an e-mail about the Dividend Reinvestment Option. The CEO replies that the shareholder was most certainly on the Company's mailing list.

The CEO then passes the floor to Enrico Giordano, Esq. so that he might provide further clarification about the legal aspects of the questions presented by Mr. Rizzardi.

Mr. Giordano thanks the CEO for having passed the floor to him and points out that the capital increase was a rights issue and offered *pari passu* to all shareholders and at no time or in any way were majority shareholders treated any differently than other shareholders. Mr. Giordano, with regard to Mr Rizzardi's inability to subscribe the capital increase and the dilutive effect, reminds that this is a physiological, and not pathological, effect of this sort of transaction. In all rights issues, all the shareholders – large and small – basically have two choices: to subscribe the capital increase and maintain any positions unchanged or not and let the option rights be offered on the market. Based on the law a lengthy and structured period of time must pass between the time the transaction is approved and the date on which it is completed. The period of time in which shareholders may decide whether or not to adhere to the offer or sell the rights is rather long, preceded by an announcement that is made months in advance. Mr. Giordano thanks Mr. Rizzardi for his comments and underlines that what took place absolutely falls within the scope of the law, CONSOB regulations and the stock exchange rules governing the implementation and execution of this type of transaction. With regard to the dividend, Mr. Giordano confirms the explanation provided by Mr. Albertini; as this was, in fact, a cash capital increase offered at the same conditions to all shareholders, all shareholders were provided with newly issued shares with dividend rights. The subscription price and value of the option rights reflected this dynamic which was incorporated in these two items in order to avoid harming the shareholders.

Mr. Giordano then declares that he is available for any further clarifications that might be required.

As no one requests to take the floor the Chairman, pursuant to Art. 10 of the Regulations for Shareholder Meetings declares the discussion closed.

Before proceeding with the vote, the Chairman asks those shareholders who may not be eligible to vote, pursuant to the law and the bylaws, to make themselves known. The Chairman notes that no one declared that they are ineligible to vote or possess limited voting rights.

The Chairman then puts the proposed resolution up for a show of hands vote.

The Chairman notes that based on the controls made by Computershare S.p.A., are present 184 shareholders or those holding voting rights for shareholders, representing, either in person or by proxy, 570,963,562 ordinary shares, equal to 75.488704% of the share capital.

After the votes are cast, the Chairman announces the results:

- Voting in favour: 561,808,712 shares or 98.396596% of the shareholders present and represented at the AGM;
- Voting against: no votes against;
- Abstaining: 554,850 shares or 0.097178% of the shareholders present and represented at the AGM.
- Non-voting: 8,600,600 shares or 1.506226% of the shareholders present and represented at the AGM.

The Chairman notes and declares that the second item on the Agenda was approved by a large majority.

As the discussion of the first item on the Agenda is closed, the Chairman opens the discussion of the second item on the Agenda of the ordinary AGM.

2. Report on compensation in accordance with Art. 123-ter, paragraph 6, of Legislative Decree n. 58/98; related and consequent resolutions;

The Chairman recalls that, pursuant to art. 123-ter of Legislative Decree 58/98, shareholders are asked to resolve either in favor or against the first section of the Remuneration Report, made available to the public in terms of law, which describes the Company's policies relating to remuneration of the Board of Directors, the general managers and executives with strategic responsibilities, as well as the procedures used to adopt and implement said policies.

The Chairman also recalls that, pursuant to art. 123-ter, paragraph 6 of Legislative Decree 58/98, the resolution on this issue on the agenda will not, in any case, be binding.

Pursuant to Art. 9 of the Regulations for Shareholder Meetings the reading of the documentation relating to the AGM is dispensed with.

The Chairman takes the floor and reads the proposed resolution:

“The shareholders of Immobiliare Grande Distribuzione Società di Investimento Immobiliare Quotata S.p.A.,

- *having examined and discussed the section of the Remuneration Report called for under art. 123-ter, paragraph 3, of Legislative Decree n. 58 dated 24 February 1998, prepared by the Board of Directors based on the recommendations of the Remuneration and Nominations Committee, which describes the Company’s policies relating to remuneration of the Board of Directors, the general managers and executives with strategic responsibilities, as well as the procedures used to adopt and implement said policies, and made available to the public in accordance with the law;*

resolves

to approve the first section of the Remuneration Report adopted by the Board of Directors on 26 February 2015 pursuant to art. 123-ter of Legislative Decree n. 58 dated 24 February 1998.”

After having read the proposed resolution, the Chairman opens the discussion.

As no one requests to take the floor, pursuant to Art. 10 of the Regulations for Shareholder Meetings, the Chairman closes the discussion.

Before proceeding with the vote, the Chairman asks those shareholders who may not be eligible to vote, pursuant to the law and the bylaws, to make themselves known. The Chairman notes that no one declared that they are ineligible to vote or possess limited voting rights.

The Chairman then puts the proposed resolution up for a show of hands vote.

The Chairman notes that based on the controls made by Computershare S.p.A., are present 184 shareholders or those holding voting rights for shareholders, representing, either in person or by proxy, 570,963,562 ordinary shares of which 570,031,819 with voting rights, equal to 75.365516% of the share capital.

After the votes are cast, the Chairman announces the results:

- Voting in favour: 479,657,492 shares or 84.145740% of the shareholders present and represented at the AGM;
- Voting against: 41,295,257 shares or 7.244378% of the shareholders present and represented at the AGM;
- Abstaining: 40,479,070 shares or 7.101195% of the shareholders present and represented at the AGM.
- Non-voting: 8,600,000 shares or 1.508688% of the shareholders present and represented in the AGM

The Chairman notes and declares that the second item on the Agenda was approved by a large majority.

As the discussion of the second item on the Agenda is closed, the Chairman opens the discussion of the third item on the Agenda of the ordinary AGM.

3. Authorization to buy and sell treasury shares; related and consequent resolutions.

The Chairman submits the proposal to authorize the purchase and disposal of treasury shares to the shareholders.

Pursuant to Art. 9 of the Regulations for Shareholder Meetings the reading of the Board of Directors' report is dispensed with.

The Chairman then reads the following proposed resolution:

“The shareholders of Immobiliare Grande Distribuzione Società di Investimento Immobiliare Quotata S.p.A. meeting in ordinary session at the Annual General Meeting, having acknowledged the proposal submitted by the Board of Directors,

resolve

1. to revoke the authorization granted by the Ordinary General Meeting on 15 April 2015 to buy and sell treasury shares;
2. to authorize the purchase, including through the trading of options and IGD SIIQ S.p.A ordinary stock derivatives on one or more occasions up to the maximum permitted by law, for a period of eighteen months as from the date of this resolution.

The purchases must be made in accordance with Art. 144-bis, par. (b) and (c) of the Regulations for Issuers at prices which comply with Art. 5, par. 1, of EC Regulation n. 2273/2003 of 22 December 2003. More in detail, based on this article the issuer may not acquire shares at a price that is greater than the highest between the last independent trade and last independent offer made on the stock exchange organized and managed by Borsa Italiana S.p.A.

The purchase of treasury shares must be done in accordance with Art. 2357 et seq., Art. 132 of Legislative Decree n. 58/98, Art. 144-bis of the Regulations for Issuers and any other applicable regulation, as well as the market practices recognized by Consob;

3. to authorize the disposal of treasury shares, on one or more occasion, without a time limit, as deemed in the interest of the Company and in accordance with the law as follows:
 - i) as part of cash transactions on regulated and/or non regulated markets (off the market) at a price that is not 90% lower than

the stock's official closing price recorded during the last market session of the stock exchange organized and managed by Borsa Italiana S.p.A. prior to each single transaction;

- ii) as part of exchanges, swaps, transfers or any other disposals related to business projects or extraordinary financial transactions. In this case the economic terms and conditions of the transaction, including the valuation of the shares exchanged, will be determined on the basis of the type of transaction, as well as the shares' market performance.

The disposals may be made even prior to having completed the purchases authorized in this resolution.

4. to grant the Board of Directors – and on its behalf the Chairman and Chief Executive Officer, severally, the broadest powers to take all other action necessary or useful to implementing the above resolutions and to make the necessary market disclosures in accordance with the law.”

After having read the proposed resolution, the Chairman opens the discussion.

As no one requests to take the floor, pursuant to Art. 10 of the Regulations for Shareholder Meetings, the Chairman closes the discussion.

Before proceeding with the vote, the Chairman asks those shareholders who may not be eligible to vote, pursuant to the law and the bylaws, to make themselves known. The Chairman notes that no one declared that they are ineligible to vote or possess limited voting rights.

The Chairman then puts the proposed resolution up for a show of hands vote.

The Chairman notes that based on the controls made by Computershare S.p.A., are present 184 shareholders or those holding voting rights for shareholders, representing, either in person or by proxy, 570,963,562 ordinary shares, equal to 75.488704% of the share capital.

After the votes are cast, the Chairman announces the results:

- Voting in favour: 471,413,739 shares, equal to 82.564593% of the shareholders present and represented at the AGM;
- Voting against: 50,795,753 shares, equal to 8.896496% of the shareholders present and represented at the AGM;
- Abstaining: 40,154,070 shares, equal to 7.032685% of the shareholders present and represented at the AGM;
- Non-voting: 8,600,000 shares, equal to 1.506226% of the shareholders present and represented at the AGM.

The Chairman notes and declares that the third item on the Agenda was approved by a large majority.

As the discussion of the third item on the Agenda is closed, the Chairman opens the discussion of the fourth item on the Agenda of the ordinary AGM.

4. Appointment of the Board of Directors

4.1. Determination of the number of directors

4.2. Determination of the Board of Directors' term of office

4.3. Appointment of the Board of Directors

4.4. Determination of the Board of Directors' remuneration

The Chairman reminds that the shareholders are called upon to appoint the Company's Board of Directors, as the term of the current Board expired today upon approval of the financial statements for the year ended 31 December 2014.

Pursuant to Art. 9 of the Regulations for Shareholder Meetings the reading of the report prepared by the Board of Directors is dispensed with.

The Chairman proposes, in order to grant more time to the discussion and given the connection between the topics, to combine the discussion of the items on the Agenda relating to the determination of the number of directors, the duration of the term of office and the relative remuneration together, proceeding then with a separate vote of each item.

As there were no objections in this regard, the Chairman opens the joint discussion of the above mentioned items on the Agenda.

The Chairman reminds that, pursuant to Art. 16.1 of the corporate bylaws:

- the Board of Directors is to be comprised of between 7 and 19 members;
- the Directors may be appointed for a term of up to three years.

The Chairman also reminds that the compensation for the previous Board of Directors was set by the shareholders on 19 April 2012 at Euro 16,500 per year (gross) in addition to the refund of expenses incurred in order to fulfill duties assigned, subject to the presentation and approval of expense reports, without prejudice to the additional emoluments that may be provided for any additional offices the directors might hold, including Chairman, as per Art. 25.1 of the corporate by-laws.

The Chairman informs that the exiting Board of Directors will abstain from making any specific proposals in this regard and defers to the shareholders for any proposals in this regard.

The Chairman informs that a proposal was received from the majority shareholders Coop Adriatica S.c.a.r.l. and Unicoop Tirreno Soc. Coop.

The Chairman then reads the proposal:

- (i) with regard to Item 4.1 “Determination of the number of directors”, to set the number of directors at 13;
- (ii) with regard to Item 4.2 “Determination of the Board of Directors’ term of office” to set the directors’ term of office at three years, through the date on which the Annual General Meeting is called to approve the financial statements at 31 December 2017;
- (iii) with regard to Item 4.4 “Determination of the Board of Directors’ remuneration” to set the Board of Directors’ annual gross compensation at Euro 16,500.00, in addition to the refund of expenses incurred in order to fulfill duties assigned, subject to the presentation and approval of expense reports, without prejudice to the additional emoluments that may be provided for any additional offices the directors might hold, including Chairman, as per Art. 25.1 of the corporate by-laws.

As no other proposals were submitted, the Chairman opens the discussion and asks if any of the shareholders present would like to take the floor.

As no one requests to take the floor, pursuant to Art. 10 of the Regulations for Shareholder Meetings, the Chairman puts the proposal relating to Item 4.1 submitted by shareholders Coop Adriatica S.c.a.r.l. e Unicoop Tirreno Soc. Coop. up for a show of hands vote.

Before proceeding with the vote, the Chairman asks those shareholders who may not be eligible to vote, pursuant to the law and the bylaws, to make themselves known. The Chairman notes that no one declared that they are ineligible to vote or possess limited voting rights.

The Chairman notes that based on the controls made by Computershare S.p.A., there are 184 individuals present representing, either in person or by proxy, 570,963,562 ordinary shares, equal to 75.488704% of the Company’s share capital.

After the votes are cast, the Chairman announces the results:

- Voting in favour: 562,341,386 shares, equal to 98.489890% of the shareholders present and represented at the AGM;
- Voting against: no one;
- Abstaining: 22,176 shares, equal to 0.003884% of the shareholders present and represented at the AGM.

- Non-voting: 8,600,000 shares, equal to 1.506226% of the shareholders present and represented at the AGM.

The Chairman declares that Item 4.1 on the Agenda was approved by a majority.

As the voting of Item 4.1 on the Agenda is closed, the Chairman opens the discussion of Item 4.2 on the Agenda of the ordinary AGM.

The Chairman then puts the proposal relating to Item 4.2 submitted by shareholders Coop Adriatica S.c.a.r.l. e Unicoop Tirreno Soc. Coop. up for a show of hands vote.

Before proceeding with the vote, the Chairman asks those shareholders who may not be eligible to vote, pursuant to the law and the bylaws, to make themselves known. The Chairman notes that no one declared that they are ineligible to vote or possess limited voting rights.

The Chairman notes that based on the controls made by Computershare S.p.A., there are 184 individuals present representing, either in person or by proxy, 570,963,562 ordinary shares, equal to 75.488704% of the Company's share capital.

After the votes are cast, the Chairman announces the results:

- Voting in favour: 562,363,562 shares, equal to 98.493774% of the shareholders present and represented at the AGM;

- Voting against: no one;

- Abstaining: no one.

- Non-voting: 8,600,000 shares, equal to 1.506226% of the shareholders present and represented at the AGM.

The Chairman declares that Item 4.2 on the Agenda was approved by a majority.

As the voting of Item 4.2 on the Agenda is closed, the Chairman opens the discussion of Item 4.4 on the Agenda of the ordinary AGM.

The Chairman then puts the proposal relating to Item 4.4 submitted by shareholders Coop Adriatica S.c.a.r.l. e Unicoop Tirreno Soc. Coop. up for a show of hands vote.

Before proceeding with the vote, the Chairman asks those shareholders who may not be eligible to vote, pursuant to the law and the bylaws, to make themselves known. The Chairman notes that no one declared that they are ineligible to vote or possess limited voting rights.

The Chairman notes that based on the controls made by Computershare S.p.A., there are 184 individuals present representing, either in person or by proxy, 570,963,562 ordinary shares, 570,031,819 of which allowed to vote, equal to 75.365516% of the Company's share capital.

After the votes are cast, the Chairman announces the results:

- Voting in favour: 451,737,427 shares, equal to 79.247756% of the shareholders present and represented at the AGM;
- Voting against: 65,614,793 shares, equal to 11.510725% of the shareholders present and represented at the AGM;
- Abstaining: 44,079,599 shares, equal to 7.732831% of the shareholders present and represented at the AGM;
- Non-voting: 8,600,000 shares, equal to 1.506226% of the shareholders present and represented at the AGM.

The Chairman declares that Item 4.4 on the Agenda was approved by a majority.

As the voting of Items 4.1, 4.2, and 4.4 on the Agenda is closed, the Chairman opens the discussion of Item 4.3 on the Agenda of the ordinary AGM relating to "Appointment of the Board of Directors".

The Chairman reminds that the Board of Directors must be appointed in accordance with Art. 16 of the corporate bylaws and reminds that this year, as determined by Consob, shareholders holding 2.5% of share capital may present candidate lists for the appointment of the Company's Board of Directors.

Pursuant to Art. 16.3 of the corporate bylaws, as clarified in the notice of call, the lists which include a number equal to or greater than three candidates must also include candidates of different genders; toward this end, the number of candidates of the least represented gender included on the list must equal at least one fifth of the total number of candidates on the list, rounding up any fractions.

The Chairman announces that two lists of candidates for the Board of Directors were presented, in accordance with the law and corporate bylaws.

More in detail, on 20 March 2015 the shareholders Coop Adriatica S.c.a.r.l. and Unicoop Tirreno Soc. Coop., who hold a total of 430,498,768 shares, equal to 56.92% of the share capital, submitted a list which includes the following candidates: Gilberto Coffari, Claudio Albertini, Aristide Canosani, Elio Gasperoni, Fernando Pellegrini, Leonardo Caporioni, Elisabetta Gualandri, Milva Carletti, Rossella Saoncella, Andrea Parenti, Livia Salvini, Giorgio Boldreghini and Tamara Magalotti. This list was identified as List n. 1.

With regard to list n. 1, the candidates Elisabetta Gualandri, Milva Carletti, Rossella Saoncella, Andrea Parenti, Livia Salvini, Giorgio Boldreghini and Tamara Magalotti declared to qualify as independent as per Legislative Decree 58/98 adopted by CONSOB in resolution n. 16191/2007 and the Corporate Governance Code. The Chairman also notes that, pursuant to Art. 16.3 of the corporate bylaws, List n. 1 contains candidates of different genders.

The Chairman then declares that on 21 March 2015, the shareholder Quantum Strategic Partners Ltd, who holds a total of 38,182,431 shares, equal to 5.05% of the share capital, submitted a list which includes the following candidates: John Vojticek and Matthew Lentz. This list was identified as List n. 2.

All the candidates on List n. 2 declared to qualify as independent as per Legislative Decree 58/98 adopted by CONSOB in resolution n. 16191/2007 and the Corporate Governance Code. The shareholder submitting List n. 2 also declared to not be related, including indirectly, to the shareholders who, including jointly, have a controlling interest or a significant majority.

The Chairman also notes that the candidate lists were presented together with:

- (i) the information relating to the identity of the shareholders submitting lists and the total interest held, as well as the certificates of ownership issued by the intermediaries;
- (ii) the candidates' irrevocable acceptance of office and statements confirming that, under his/her responsibility, there are no reasons for ineligibility and disqualification and that each candidate meets the requirements for the specific office set by law and the corporate bylaws, as well as
- (iii) the curriculum vitae of each candidate complete with information about the candidates' personal and professional background.

The Chairman states that, if required, he will read the candidates' curricula vitae, published in accordance with the law and provided to all AGM participants. The lists, along with the other documentation, were made available to the public in accordance with the law on 25 March 2015 and are available to all participants.. Unless requested otherwise by the shareholders or their proxies, the Chairman proposes to dispense with reading of same.

The Chairman reminds those present that no shareholder, parent company, subsidiary, or jointly controlled entity as defined by Art. 93 of Legislative Decree 58/1998, including members of a shareholders' agreement belonging to a voting trust relevant under the terms of Art. 122 of Legislative Decree 58/1998, may submit or cause to be submitted by third parties or fiduciaries more than one list or vote for a list other than the one they submitted or caused to be submitted. Any votes cast in violation of this conditions will not be attributed to any list.

The Chairman also reminds those present that each shareholder with voting rights may vote for one list only.

The Chairman reminds those present that the members of the Board of Directors will be appointed as follows:

- the two lists will be voted on;
- the number of votes received by each list will be reported;
- the votes obtained by each list will be divided by one, two, three, four, five—and so forth—according to the number of directors to be elected. These quotients are assigned to the candidates on the list, in the order in which they appear, and are then sorted into a single decreasing ranking;
- the candidates obtaining the highest quotients are those elected. In case of a tie for the last directorship to be filled, the winning candidate is the one from the list with the highest number of votes; if the number of votes is equal, the eldest candidate shall prevail;
- at least one director must be drawn from a minority list; therefore, if in accordance with the above criteria all of the winning candidates come from a single list, the last candidate in the ranking will be replaced by the candidate from the minority lists who has obtained the highest quotient;
- If the law relating to gender equality fails to be complied with as a result of the votes cast, a sliding mechanism will be applied pursuant to and in accordance with Art.16.7-*bis* of the corporate bylaws.

The Chairman opens the discussion and, as no one requests to take the floor, pursuant to Art. 10 of the Regulations for Shareholder Meetings, he then declares the discussion closed.

Before proceeding with the vote, the Chairman asks those shareholders who may not be eligible to vote, pursuant to the law and the bylaws, to make themselves known. The Chairman notes that no one declared that they are ineligible to vote or possess limited voting rights.

The Chairman notes that based on the controls made by Computershare S.p.A., there are 184 individuals present representing, either in person or by proxy, 570,963,562 ordinary shares, equal to 75.488704% of the Company's share capital.

The Chairman puts the candidate lists (n. 1 and n. 2) up for a show of hands vote.

After the votes are cast, the Chairman announces the results:

- List n. 1 received 438,696,515 votes, equal to 76.834415% of the shareholders present and represented at the AGM;
- List n. 2 received 131,187,051 votes, equal to 22.976431% of the shareholders present and represented at the AGM;
- Voting against: 1,079,996 shares, equal to 0.189153% of the shareholders present and represented at the AGM;
- Abstaining: no one.

The names of the shareholders who abstained or voted against the proposed resolution, along with the number of shares held, are attached to these minutes.

The Chairman then reads the names of the candidates appointed to the Board of Directors as per Art. 16.6 of the corporate bylaws:

- 1) Coffari Gilberto, list n. 1;
- 2) Albertini Claudio, list n. 1;
- 3) Canosani Aristide, list n. 1;
- 4) Vojticek John William, list n. 2;
- 5) Gasperoni Elio, list n. 1;
- 6) Pellegrini Fernando, list n. 1;
- 7) Caporioni Leonardo, list n. 1;
- 8) Lentz Matthew David, list n. 2;
- 9) Gualandri Elisabetta, list n. 1;
- 10) Carletti Milva, list n. 1;
- 11) Saoncella Rossella, list n. 1;
- 12) Parenti Andrea, list n. 1;
- 13) Salvini Livia, list n. 1.

The Chairman notes that the composition of the Board of Directors complies with the corporate bylaws and current laws governing gendering equality.

The Board of Directors appointed will remain in office for three years, 2015-2016-2017, namely through the date on which the AGM is called to approve the annual report at 31 December 2017.

Confirmation that all the new directors possess all relative legal and regulatory qualifications will take place during the first Board of Directors' meeting.

As the discussion of Item 4 on the Agenda is closed, the Chairman opens the discussion of Item 5 on the Agenda of the ordinary AGM.

5. Appointment of the Board of Statutory Auditors

5.1. Appointment of three standing and two alternate auditors

5.2. Appointment of the Chairman of the Board of Statutory Auditors

5.3. Determination of the Board of Statutory Auditors' remuneration.

The Chairman reminds that the shareholders are called upon to appoint the Company's Board of Statutory Auditors, as the term of the current Board expired today upon approval of the financial statements for the year ended 31 December 2014.

Pursuant to Art. 9 of the Regulations for Shareholder Meetings the reading of the report prepared by the Board of Directors is dispensed with.

The Chairman proposes, in order to grant more time to the discussion and given the connection between the topics, to combine the discussion of the items on the Agenda relating to the appointment of three standing and two alternate auditors and appointment of the Chairman of the Board of Statutory Auditors. As there were no objections in this regard, the Chairman opens the joint discussion of the above mentioned items on the Agenda.

The Chairman reminds that the Board of Statutory Auditors must be appointed in accordance with Art. 26 of the corporate bylaws and reminds that this year, as determined by Consob, shareholders holding 2.5% of share capital may present candidate lists for the appointment of the Company's Board of Statutory Auditors.

The Chairman announces that, at 20 March 2015, a list of candidates for the Board of Statutory Auditors had been submitted by the shareholders Coop Adriatica and Unicoop Tirreno, who hold a total of 430,498,768 shares, equal to 56.92% of the share capital, which includes the following candidates: Roberto Chiusoli, Pasquina Corsi and Elio Di Odoardo - Standing Auditors, and Pierluigi Brandolini, Isabella Landi and Monica Manzini – Alternate Auditors. This list was identified as List no. 1.

As only one list was submitted by the majority shareholders Coop Adriatica e Unicoop Tirreno by 21 March 2015 (deadline for submitting lists of candidates for the Board of Statutory Auditors) the Company, pursuant to Art. 144-sexies, paragraph 5 of the Regulations for Issuers, extended the deadline for submitting lists of candidates for the Board of Statutory Auditors through 24 March and lowered the share ownership requirement to 1.25% of the share capital.

On 23 March 2015, the shareholders Ersel Asset Management SGR S.p.A., fund manager of Fondersel PMI; Eurizon Capital SGR S.p.A., manager of the funds: Eurizon EasyFund – Equity Italy and Eurizon EasyFund – Equity Italy LTE; Mediolanum Gestione Fondi SgrpA, manager of the funds: Mediolanum Flessibile Italia, Mediolanum Flessibile Sviluppo Italia and Mediolanum Flessibile Strategico; Mediolanum International Funds Limited – Challenge Funds; Pioneer Asset Management S.A. fund manager of Pioneer Fund Italian Equity and Pioneer Investment Management SGRpA , fund manager of Pioneer Italia Azionariato Crescita, owners of 11,168,639 shares, equal to 1.48%

of the share capital, submitted a second list with the following candidates: Anna Maria Allievi, Standing Auditor and Andrea Bonechi, Alternate Auditor. This list was identified as List no. 2.

The Chairman notes that, in accordance with the law and the corporate bylaws, the candidate lists were presented together with:

- (i) the information relating to the identity of the shareholders submitting lists and the total interest held, as well as the certificates of ownership issued by the intermediaries;
- (ii) extensive information about the candidates' personal and professional background, as well as
- (iii) the candidates' acceptance of office and statements confirming that, under his/her responsibility, that he/she meets the requirements for the specific office set by law.

In accordance with Art. 144-*quinquies* of the Regulations for Issuers adopted by CONSOB in Resolution n. 11971/1999, as well as pursuant to CONSOB Bulletin n. DEM/9017893 of 26 February 2009 and, in general, the current law and corporate bylaws, the shareholders submitting List n. 2 declared to not be related, including indirectly, to the shareholders who, including jointly, have a controlling interest or a significant majority.

The Chairman states that, if required, he will read the candidates' *curricula vitae*, published in accordance with the law and provided to all AGM participants.

The Chairman notes that, in compliance with the current law governing gender equality, the list submitted with more than three candidates (List no. 1) contains enough candidates of different genders to ensure that the composition of the Board of Statutory Auditors complies with the provisions of the current law governing gender equality.

The lists, along with the other documentation, were made available to the public in accordance with the law on 25 March 2015 and are available to all participants.

Unless requested otherwise by the shareholders or their proxies, the Chairman proposes to dispense with reading of same.

The Chairman also points out that no changes in the offices held through the date of AGM were reported by the candidates.

The Chairman reminds those present that the members of the Board of Statutory Auditors will be appointed as follows:

- the two lists will be voted on;
- the number of votes received by each list will be reported;
- from the list obtaining the highest number of votes, two standing auditors and two alternate auditors will be taken in the order in which

they appear on the list. The third standing auditor and the third alternate auditor will be drawn from the list with the second highest number of votes, in the order in which they appear;

- if the law relating to gender equality fails to be complied with as a result of the votes cast, a sliding mechanism will be applied pursuant to and in accordance with Art.26.3-*bis* of the corporate bylaws;
- the chairman will be the first candidate on the list receiving the second highest number of votes.

The Chairman opens the discussion of the topic. As no one requests to take the floor, pursuant to Art. 10 of the Regulations for Shareholder Meetings, the Chairman declares the discussion closed.

Before proceeding with the vote, the Chairman asks those shareholders who may not be eligible to vote, pursuant to the law and the bylaws, to make themselves known. The Chairman notes that no one declared that they are ineligible to vote or possess limited voting rights.

The Chairman notes that based on the controls made by Computershare S.p.A., there are 180 individuals present representing, either in person or by proxy, 570,408,712 ordinary shares, equal to 75.415346% of the Company's share capital.

The Chairman puts the candidate lists (n. 1 and n. 2) up for a show of hands vote.

After the votes are cast, the Chairman announces the results:

- List n. 1 received 430,141,665 votes, equal to 76.811882% of the shareholders present and represented at the AGM;
- List n. 2 received 92,966,122 votes, equal to 16.298160% of the shareholders present and represented at the AGM;
- Voting against: 1,118,494 shares, equal to 0.196086% of the shareholders present and represented at the AGM;
- Abstaining: 38,182,431 shares, equal to 6.693872% of the shareholders present and represented at the AGM.

The Chairman reminds those present that in accordance with paragraph 7 of Art. 144-*sexies* of the Regulations for Issuers, adopted by CONSOB in Resolution 11971/1999, one standing auditor will be taken from the lists receiving the highest number of votes submitted by shareholders who are not related to the shareholders who submitted or voted for the list that received the highest number of votes. One alternate auditor will also be taken from the same list.

The Chairman also reminds those present that pursuant to Art. 148, paragraph 2-*bis*, of Legislative Decree n. 58/1998 and Art. 26 of the corporate bylaws – the standing auditor taken from the minority list will be

appointed Chairman of the Board of Statutory Auditors by the shareholders.

The Chairman announces that, pursuant to the law and the corporate bylaws, the following candidates were appointed to the Board of Statutory Auditors that will remain in office for three years, 2015-2016-2017, namely through the date on which the AGM is called to approve the annual report at 31 December 2017:

Standing auditors

- 1) Allievi Anna Maria, Chairman, List n. 2;
- 2) Chiusoli Roberto, List n. 1;
- 3) Corsi Pasquina, List n. 1.

Alternate auditors

- 1) Bonechi Andrea, List n. 2;
- 2) Brandolini Pierluigi, List n. 1;
- 3) Landi Isabella, List n. 1.

As the discussion of Items 5.1 and 5.2 on the Agenda is closed, the Chairman opens the discussion of Item 5.3 on the Agenda of the ordinary AGM, "Determination of the Board of Statutory Auditors' remuneration".

The Chairman refers to the Board of Directors' report on this item of the Agenda – of which, pursuant to Art. 9 of the Regulations for Shareholder Meetings, reading is dispensed – which indicates the way in which the Board of Statutory Auditors' remuneration is to be determined, and reminds that:

- pursuant to Art. 26.11 of the corporate bylaws, shareholders are to determine the annual compensation that the standing auditors are to receive;
- the shareholders' meeting held on 19 April 2012 set the Board of Statutory Auditors' annual gross compensation at Euro 16,500.00 and the Chairman of the Board of Statutory Auditors' annual gross compensation at Euro 24,750.00.

The Chairman informs that the exiting Board of Directors will abstain from making any specific proposals in this regard and defers to the shareholders for any proposals in this regard.

The Chairman informs that a proposal was received from the majority shareholders Coop Adriatica S.c.a.r.l. and Unicoop Tirreno Soc. Coop. and reads the proposal which sets the Board of Statutory Auditors' annual gross compensation for the entire term of office at Euro 16,500.00 and the Chairman of the Board of Statutory Auditors' annual gross compensation at Euro 24,750.00

As no one presents other proposals, the Chairman opens the discussion of the topic.

As no one requests to take the floor, pursuant to Art. 10 of the Regulations for Shareholder Meetings, the Chairman declares the discussion closed.

Before proceeding with the vote, the Chairman asks those shareholders who may not be eligible to vote, pursuant to the law and the bylaws, to make themselves known. The Chairman notes that no one declared that they are ineligible to vote or possess limited voting rights.

The Chairman notes that based on the controls made by Computershare S.p.A., there are 180 individuals present representing, either in person or by proxy, 570,408,712 ordinary shares, equal to 75.415346% of the Company's share capital.

After the votes are cast, the Chairman announces the results:

- Voting in favour: 503,818,302 shares, equal to 88.325843% of the shareholders present and represented at the AGM;
- Voting against: 16,067,299 shares, equal to 2.816805% of the shareholders present and represented at the AGM;
- Abstaining: 41,923,111 shares, equal to 7.349662% of the shareholders present and represented at the AGM;
- Non-voting: 8,600,000 shares, equal to 1.507691% of the shareholders present and represented at the AGM.

The Chairman notes and declares that Item 5.3 on the Agenda was approved by a majority.

As there are no other items left on the Agenda to discuss, the Chairman declares the ordinary Annual General Meeting adjourned at 1.07 p.m..

Attached to, and an integral and substantial part of these minutes, are:

- under letter "A", the list of the names of those who attended the Annual General Meeting, directly or via proxy, with the number of shares represented and, for each vote, those who voted in favour of the motion, against or abstained;
- under letter "B", the financial statements at 31 December 2014, along with the directors' report on operations.

Bologna, 15 April 2015

THE CHAIRMAN
Gilberto Coffari

THE SECRETARY
Enrico Giordano

ELENCO PARTECIPANTI

NOMINATIVO PARTECIPANTE DELEGANTI E RAPPRESENTATI	Parziale	Totale	PRESENTI ALLE VOTAZIONI Ordinaria																	
			1	2	3	4	5	6	7	8	9									
DE CINQUE GIUSEPPE - PER DELEGA DI		0																		
MLPRO SEG FOR EXCLSV E BENEFIT OF CUST	2.053.224		-	-	-	-	-	-	-	-	-	-	-	-	-	-	-	-	-	-
FCP CIC PIERRE AGENTE:BOUE FEDERATIVE-STR	840.000		-	-	-	-	-	-	-	-	-	-	-	-	-	-	-	-	-	-
CONNECTICUT GENERAL LIFE INSURANCE COMPANY AGENTE:STATE STREET BANK AND TRUST COMPANY	3.662		-	-	-	-	-	-	-	-	-	-	-	-	-	-	-	-	-	-
BLACKROCK CDN GLOBAL DEVELOPED REAL ESTATE INDEX FUND AGENTE:STATE STREET BANK AND TRUST COMPANY	235.883		-	-	-	-	-	-	-	-	-	-	-	-	-	-	-	-	-	-
BGI MSCI EAFE SMALL CAP EQUITY INDEX FUND B AGENTE:STATE STREET BANK AND TRUST COMPANY	138.140		-	-	-	-	-	-	-	-	-	-	-	-	-	-	-	-	-	-
BLACKROCK MSCI WORLD SMALL CAP EQ ESG SCREENED INDEX FUND B AGENTE:STATE STREET BANK AND TRUST COMPANY	12.187		-	-	-	-	-	-	-	-	-	-	-	-	-	-	-	-	-	-
DEVELOPED REAL ESTATE INDEX FUND B AGENTE:STATE STREET BANK AND TRUST COMPANY	18.470		-	-	-	-	-	-	-	-	-	-	-	-	-	-	-	-	-	-
IBM 401K PLUS PLAN AGENTE:STATE STREET BANK AND TRUST COMPANY	225.417		-	-	-	-	-	-	-	-	-	-	-	-	-	-	-	-	-	-
IBM 401K PLUS PLAN AGENTE:STATE STREET BANK AND TRUST COMPANY	119.427		-	-	-	-	-	-	-	-	-	-	-	-	-	-	-	-	-	-
OREGON PUBLIC EMPLOYEES RETIREMENT SYSTEM AGENTE:STATE STREET BANK AND TRUST COMPANY	636.676		-	-	-	-	-	-	-	-	-	-	-	-	-	-	-	-	-	-
STATE OF ALASKA RETIREMENT AND BENEFITS PLANS AGENTE:STATE STREET BANK AND TRUST COMPANY	2.004		-	-	-	-	-	-	-	-	-	-	-	-	-	-	-	-	-	-
COLLEGE RETIREMENT EQUITIES FUND AGENTE:STATE STREET BANK AND TRUST COMPANY	364.783		-	-	-	-	-	-	-	-	-	-	-	-	-	-	-	-	-	-
INDEX MOTHER FUND EUROPE REIT AGENTE:SUMITOMO MITSUI TRUS	1.772		-	-	-	-	-	-	-	-	-	-	-	-	-	-	-	-	-	-
SPDR DOW JONES GLOBAL REAL ESTATE ETF AGENTE:STATE STREET BANK AND TRUST COMPANY	592.487		-	-	-	-	-	-	-	-	-	-	-	-	-	-	-	-	-	-
SPDR S&P WORLD (EX-US) ETF AGENTE:STATE STREET BANK AND TRUST COMPANY	157.968		-	-	-	-	-	-	-	-	-	-	-	-	-	-	-	-	-	-
SPDR S&P INTERNATIONAL SMALL CAP ETF AGENTE:STATE STREET BANK AND TRUST COMPANY	32.714		-	-	-	-	-	-	-	-	-	-	-	-	-	-	-	-	-	-
SPDR DOW JONES WILSHIRE INTERNATIONAL REAL ESTATE ETF AGENTE:STATE STREET BANK AND TRUST COMPANY	3.485.859		-	-	-	-	-	-	-	-	-	-	-	-	-	-	-	-	-	-
SSGA EMU SMALL CAP ALPHA EQUITY FUND AGENTE:STATE STREET BANK AND TRUST COMPANY	160.489		-	-	-	-	-	-	-	-	-	-	-	-	-	-	-	-	-	-
SSGA EMU INDEX REAL ESTATE FUND AGENTE:STATE STREET BANK AND TRUST COMPANY	77.124		-	-	-	-	-	-	-	-	-	-	-	-	-	-	-	-	-	-
THE WELLINGTON TR CO NAT ASS MULT COMM INT SMALL CAP OPPORT AGENTE:STATE STREET BANK AND TRUST COMPANY	505.704		-	-	-	-	-	-	-	-	-	-	-	-	-	-	-	-	-	-
MSCI EAFE SMALL CAP PROV INDEX SEC COMMON TR F AGENTE:STATE STREET BANK AND TRUST COMPANY	75.182		-	-	-	-	-	-	-	-	-	-	-	-	-	-	-	-	-	-
ISHARES II PUBLIC LIMITED COMPANY AGENTE:STATE STREET BANK AND TRUST COMPANY	315.898		-	-	-	-	-	-	-	-	-	-	-	-	-	-	-	-	-	-
ISHARES PUBLIC LIMITED COMPANY AGENTE:STATE STREET BANK AND TRUST COMPANY	4.473.062		-	-	-	-	-	-	-	-	-	-	-	-	-	-	-	-	-	-
SHINKO GLOBAL REIT INDEX MOTHER FUND AGENTE:SUMITOMO MITSUI TRUS	5.300		-	-	-	-	-	-	-	-	-	-	-	-	-	-	-	-	-	-
ISHARES VII PLC AGENTE:STATE STREET BANK AND TRUST COMPANY	94.921		-	-	-	-	-	-	-	-	-	-	-	-	-	-	-	-	-	-
NTGI-QM COMMON DAILY ALL COUNWD EX-US INV MKT INDEX F NONLEND AGENTE:NORTHERN TRUST COMPANY	14.085		-	-	-	-	-	-	-	-	-	-	-	-	-	-	-	-	-	-
GENERAL ORGANISATION FOR SOCIAL INSURANCE AGENTE:NORTHERN TRUST COMPANY	124.727		-	-	-	-	-	-	-	-	-	-	-	-	-	-	-	-	-	-
URBAN REDEVELOPMENT AUTHORITY AGENTE:NORTHERN TRUST COMPANY	7.399		-	-	-	-	-	-	-	-	-	-	-	-	-	-	-	-	-	-
NATIONAL COUNCIL FOR SOCIAL SECURITY FUND, P.R.C AGENTE:NORTHERN TRUST COMPANY	23.883		-	-	-	-	-	-	-	-	-	-	-	-	-	-	-	-	-	-
NORTHERN TRUST GLOBAL INVESTMENTS COLLECTIVE FUNDS TRUST AGENTE:NORTHERN TRUST COMPANY	586.639		-	-	-	-	-	-	-	-	-	-	-	-	-	-	-	-	-	-
NORTHERN FUNDS GLOBAL REAL ESTATE INDEX FUND AGENTE:NORTHERN TRUST COMPANY	358.328		-	-	-	-	-	-	-	-	-	-	-	-	-	-	-	-	-	-
NEW ZEALAND SUPERANNUATION FUND AGENTE:NORTHERN TRUST COMPANY	254.819		-	-	-	-	-	-	-	-	-	-	-	-	-	-	-	-	-	-
LOS ANGELES CITY EMPLOYEES RETIREMENT SYSTEM AGENTE:NORTHERN TRUST COMPANY	35.237		-	-	-	-	-	-	-	-	-	-	-	-	-	-	-	-	-	-
CITY OF LOS ANGELES FIRE AND POLICE PENSION PLAN AGENTE:NORTHERN TRUST COMPANY	58.642		-	-	-	-	-	-	-	-	-	-	-	-	-	-	-	-	-	-
DAIWA SEKAI REIT INDEX MOTHER FUND AGENTE:SUMITOMO MITSUI TRUS	3.950		-	-	-	-	-	-	-	-	-	-	-	-	-	-	-	-	-	-

-: Presente; X: Assente alla votazione

ELENCO PARTECIPANTI

NOMINATIVO PARTECIPANTE DELEGANTI E RAPPRESENTATI	Parziale	Totale	PRESENTI ALLE VOTAZIONI Ordinarie								
			1	2	3	4	5	6	7	8	9
CITY OF LOS ANGELES FIRE AND POLICE PENSION PLAN AGENTE:NORTHERN TRUST COMPANY	26.300		-	-	-	-	-	-	-	-	
FORD MOTOR COMPANY OF CANADA, LIMITED PENSION TRUST AGENTE:NORTHERN TRUST COMPANY	2.609		-	-	-	-	-	-	-	-	
DYFED PENSION FUND AGENTE:NORTHERN TRUST COMPANY	1.413.866		-	-	-	-	-	-	-	-	
WHEELS COMMON INVESTMENT FUND AGENTE:NORTHERN TRUST COMPANY	6.366		-	-	-	-	-	-	-	-	
NORTHERN TRUST UCITS COMMON CONTRACTUAL FUND AGENTE:NORTHERN TRUST COMPANY	28.873		-	-	-	-	-	-	-	-	
MUNICIPAL EMPLOYEES' ANNUITY AND BENEFIT FUND OF CHICAGO AGENTE:NORTHERN TRUST COMPANY	40.853		-	-	-	-	-	-	-	-	
NORTHERN TRUST UCITS FGR FUND AGENTE:NORTHERN TRUST GLOBAL SERVICES LTD	220.265		-	-	-	-	-	-	-	-	
ERSEL ASSET MANAGEMENT S.G.R. - ERSEL AM FONDERSEL PMI	300.000		-	-	-	-	-	-	-	-	
MEDIOLANUM GESTIONE FONDI SGR SPA - FLESSIBILE STRATEGICO	3.500.000		-	-	-	-	-	-	-	-	
MEDIOLANUM GESTIONE FONDI SGR SPA - FLESSIBILE ITALIA	2.500.000		-	-	-	-	-	-	-	-	
DAIWA GLOBAL REIT INDEX MOTHER FUND AGENTE:SUMITOMO MITSUI TRUS	6.650		-	-	-	-	-	-	-	-	
EURIZONCAPITAL SGR S.P.A. - EURIZON AZIONI ITALIA	327.000		-	-	-	-	-	-	-	-	
EURIZONCAPITAL SGR S.P.A. - EURIZON AZIONI PMI ITALIA	1.276.835		-	-	-	-	-	-	-	-	
MEDIOLANUM GESTIONE FONDI SGR SPA - FLESSIBILE SVILUPPO ITAL	800.000		-	-	-	-	-	-	-	-	
BNY MELLON GLOBAL FUNDS PLC	274.890		-	-	-	-	-	-	-	-	
FIDELITY SELECT PORTFOLIOS: FIDELITY INTERNATIONAL REAL ESTATE F	2.156.488		-	-	-	-	-	-	-	-	
SLI GLOBAL SICAV GLOBAL FOCUSEDSTRATEGIES FUND	70.977		-	-	-	-	-	-	-	-	
FIRST TRUST FTSE EPRA NAREIT GLOBAL	25.933		-	-	-	-	-	-	-	-	
BNYMTD UKLTD AS TRUSTEE OF BLACKROCK GLOBAL PROPERTY SECURITIES	245.555		-	-	-	-	-	-	-	-	
DEUTSCHE X-TRACKERS MSCI EMU HEDGED EQUITY ETF	1.925		-	-	-	-	-	-	-	-	
VFM GLOBAL SMALL COMPANIES TRUST	343.536		-	-	-	-	-	-	-	-	
VANGUARD INVESTMENT SERIES, PLC AGENTE:J.P. MORGAN BANK (IRELAND)	58.446		-	-	-	-	-	-	-	-	
WORKCOVER CORPORATION OF SOUTH AUSTRALIA	36.692		-	-	-	-	-	-	-	-	
STG PFDS V.D. GRAFISCHE	101.118		-	-	-	-	-	-	-	-	
STG. PFDS. AHOLD MANDATE NORTHERN	37.089		-	-	-	-	-	-	-	-	
CNP ASSUR PIERRE	290.507		-	-	-	-	-	-	-	-	
PRINCIPAL FUNDS INC GLOBAL DIVERSIFIED INCOME FUND	1.194.077		-	-	-	-	-	-	-	-	
ALASKA PERMANENT FUND CORPORATION	2.445		-	-	-	-	-	-	-	-	
BNY MELLON EMPLOYEE BENEFIT COLLECTIVE INVESTMENT FUND PLAN	1.671		-	-	-	-	-	-	-	-	
EVANGELICAL LUTHERAN CHURCH IN AMERICA BOARD OF PENSIONS	17.793		-	-	-	-	-	-	-	-	
TELUS FOREIGN EQUITY ACTIVE BETA MASTER POOL	56.049		-	-	-	-	-	-	-	-	
INDIANA PUBLIC EMPLOYEES RETIREMENT FUND	17.352		-	-	-	-	-	-	-	-	
SAS TRUSTEE CORPORATION AGENTE:JP MORGAN CHASE BANK	174.373		-	-	-	-	-	-	-	-	
RAYTHEON MASTER PENSION TRUST .	169.196		-	-	-	-	-	-	-	-	
ARROWSTREET US GROUP TRUST	286.903		-	-	-	-	-	-	-	-	
SEMPRA ENERGY PENSION MASTER TRUST	5.491		-	-	-	-	-	-	-	-	
TRUST FUND ADVISORS INTERNATIONAL GROUP	18.611		-	-	-	-	-	-	-	-	
TELUS FOREIGN EQUITY ACTIVE ALPHA POOL	134.018		-	-	-	-	-	-	-	-	
RENAISSANCE GLOBAL SMALL-CAP FUND	19.588		-	-	-	-	-	-	-	-	
STICHTING PENSIOENFONDS HORECA & CATERING	119.035		-	-	-	-	-	-	-	-	
ULLICO DIVERSIFIED INTERNATIONAL EQUITY	16.658		-	-	-	-	-	-	-	-	
ULLICO INTERNATIONAL SMALL CAP FUND	209.095		-	-	-	-	-	-	-	-	
CF DV ACWI EX-U.S. IMI FUND	1.821		-	-	-	-	-	-	-	-	
PARTNER REINSURANCE EUROPE LTD AGENTE:JP MORGAN CHASE BANK	109.668		-	-	-	-	-	-	-	-	
ROGERSCASEY TARGET SOLUTIONS LLC.	11.328		-	-	-	-	-	-	-	-	
ENHANCED RAFI SMALL INTERNATIONAL LP	18.479		-	-	-	-	-	-	-	-	
RIVER AND MERCANTILE WORLD RECOVERY FUND	325.000		-	-	-	-	-	-	-	-	
MINISTER FOR FINANCE (ISIF MANAGED AND CONTROLLED BY NTMA)	19.948		-	-	-	-	-	-	-	-	
VANGUARD INTERNATIONAL PROPERTY SECURITI AGENTE:JP MORGAN CHASE BANK	421.753		-	-	-	-	-	-	-	-	

ELENCO PARTECIPANTI

NOMINATIVO PARTECIPANTE

	Parziale	Totale	PRESENTI ALLE VOTAZIONI								
			Ordinaria								
			1	2	3	4	5	6	7	8	9
DELEGANTIE RAPPRESENTATI											
WISDOMTREE INTERNATIONAL SMALLCAP DIVIDEND FUND AGENTE:STATE STREET BANK AND TRUST COMPANY	1.216.080		-	-	-	-	-	-	-	-	-
WISDOMTREE EUROPE HEDGED SMALLCAP EQUITY FUND AGENTE:STATE STREET BANK AND TRUST COMPANY	228.562		-	-	-	-	-	-	-	-	-
HOUR-GLASS LISTED PROPERTY SECTOR TRUST AGENTE:BNP SS SIDNEY BRANCH	65.367		-	-	-	-	-	-	-	-	-
SS BK AND TRUST COMPANY INV FUNDS FOR TAXEXEMPT RETIREMENT PL AGENTE:STATE STREET BANK AND TRUST COMPANY	418.712		-	-	-	-	-	-	-	-	-
AXA WORLD FUNDS AGENTE:STATE STREET BANK AND TRUST COMPANY	1.325.092		-	-	-	-	-	-	-	-	-
UBS ETF AGENTE:STATE STREET BANK AND TRUST COMPANY	28.216		-	-	-	-	-	-	-	-	-
ISHARES DEVELOPED SMALL-CAP EX NORTH AMERICA ETF AGENTE:STATE STREET BANK AND TRUST COMPANY	12.496		-	-	-	-	-	-	-	-	-
ISHARES EUROPE DEVELOPED REAL ESTATE ETF AGENTE:STATE STREET BANK AND TRUST COMPANY	103.020		-	-	-	-	-	-	-	-	-
ISHARES INTERNATIONAL DEVELOPED REAL ESTATE ETF AGENTE:STATE STREET BANK AND TRUST COMPANY	469.371		-	-	-	-	-	-	-	-	-
ISHARES INTERNATIONAL DEVELOPED PROPERTY ETF AGENTE:STATE STREET BANK AND TRUST COMPANY	66.703		-	-	-	-	-	-	-	-	-
BLACKROCK INST TRUST CO NA INV FUNDSFOR EMPLOYEE BENEFIT TR AGENTE:STATE STREET BANK AND TRUST COMPANY	3.520.712		-	-	-	-	-	-	-	-	-
ISHARES MSCI EUROPE IMI ETF AGENTE:STATE STREET BANK AND TRUST COMPANY	18.128		-	-	-	-	-	-	-	-	-
ISHARES GLOBAL REIT ETF AGENTE:STATE STREET BANK AND TRUST COMPANY	6.256		-	-	-	-	-	-	-	-	-
		94.084.616									
LOMBARDI EMILY		0									
- PER DELEGA DI											
QUANTUM STRATEGIC PARTNERS LTD. RICHIEDENTE:MORGAN STANLEY AND CO. LLC	38.182.431		-	-	-	-	-	-	-	-	-
		38.182.431									
NADALINI LORIS		7.770									
PAMPINI ANGELO		22.176									
RAVAIOLI GERMANA		0									
- PER DELEGA DI											
COOP LOMBARDIA S.C.R.L RICHIEDENTE:GALARDI GUIDO	7.443.328		-	-	-	-	-	-	-	-	-
COOPERATIVA ADRIATICA SCARL	332.709.679		-	-	-	-	-	-	-	-	-
COOPERATIVA RENO SCARL	169.623		-	-	-	-	-	-	-	-	-
UNICOOP TIRRENO SOCIETA' COOPERATIVA	97.789.089		-	-	-	-	-	-	-	-	-
		438.111.719									
RIZZARDI RAFFAELE		329.000								X	X
- PER DELEGA DI											
DE VECCHI GIOVANNA		28.850								X	X
RIZZARDI PAOLA		172.000								X	X
RIZZARDI NICOLA		25.000								X	X
		554.850									

Legenda:

1: Bilancio esercizio; 2: Relazione sulla remunerazione; 3: Azioni proprie; 4: Determinazione numero componenti CDA; 5: Determinazione durata CDA; 6: Determinazione compenso CDA; 7: Nomina CDA; 8: Nomina del
 -: Presente; X: Assente alla votazione

Assemblea Ordinaria del 15 aprile 2015
(2^ Convocazione del 16 aprile 2015)

ESITO VOTAZIONE

Oggetto : **Bilancio esercizio**

Hanno partecipato alla votazione:

-n° 184 azionisti, portatori di n° 570.963.562 azioni
ordinarie, di cui n° 570.963.562 ammesse al voto,
pari al 75,488704% del capitale sociale.

Hanno votato:

		% Azioni Ordinarie Rappresentate (Quorum deliberativo)	% Azioni Ammesse al voto	%Cap. Soc.
Favorevoli	561.808.712	98,396596	98,396596	74,278316
Contrari	0	0,000000	0,000000	0,000000
Sub Totale	<u>561.808.712</u>	98,396596	98,396596	74,278316
Astenuti	554.850	0,097178	0,097178	0,073358
Non Votanti	8.600.000	1,506226	1,506226	1,137030
Sub totale	<u>9.154.850</u>	1,603404	1,603404	1,210389
Totale	<u>570.963.562</u>	100,000000	100,000000	75,488704



Assemblea Ordinaria del 15 aprile 2015
(2^ Convocazione del 16 aprile 2015)

LISTA ESITO DELLE VOTAZIONE
Oggetto: **Bilancio esercizio**

CONTRARI

Badge	Ragione Sociale	Proprio	Delega	Totale
Totale voti	0			
Percentuale votanti %	0,000000			
Percentuale Capitale %	0,000000			

Azionisti: 0 Teste: 0
Azionisti in proprio: 0 Azionisti in delega: 0

Pagina 1

Assemblea Ordinaria del 15 aprile 2015
(2^ Convocazione del 16 aprile 2015)

LISTA ESITO DELLE VOTAZIONE
Oggetto: Bilancio esercizio

ASTENUTI

Badge	Ragione Sociale	Proprio	Delega	Totale
2	RIZZARDI RAFFAELE	329.000	0	329.000
***	DE VECCHI GIOVANNA	0	28.850	28.850
***	RIZZARDI PAOLA	0	172.000	172.000
***	RIZZARDI NICOLA	0	25.000	25.000
Totale voti				
		554.850		
Percentuale votanti %		0,097178		
Percentuale Capitale %		0,073358		



Azionisti:	4	Teste:	1	Pagina 2
Azionisti in proprio:	1	Azionisti in delega:	3	

Assemblea Ordinaria del 15 aprile 2015
(2^ Convocazione del 16 aprile 2015)

LISTA ESITO DELLE VOTAZIONE

Oggetto: Bilancio esercizio

NON VOTANTI

Badge	Ragione Sociale	Proprio	Delega	Totale
3	DE CINQUE GIUSEPPE	0	0	0
**D	CHALLENGE FONDS	0	1.500.000	1.500.000
**D	ERSEL ASSET MANAGEMENT S.G.R. - ERSEL AM FONDERSEL PMI	0	300.000	300.000
**D	MEDIOLANUM GESTIONE FONDI SGR SPA - FLESSIBILE STRATEGICO	0	3.500.000	3.500.000
**D	MEDIOLANUM GESTIONE FONDI SGR SPA - FLESSIBILE ITALIA	0	2.500.000	2.500.000
**D	MEDIOLANUM GESTIONE FONDI SGR SPA - FLESSIBILE SVILUPPO ITAL	0	800.000	800.000

Totale voti 8.600.000

Percentuale votanti % 1,506226

Percentuale Capitale % 1,137030

Azionisti:
Azionisti in proprio:

5 Teste:
0 Azionisti in delega:

1
5

Pagina 3

Assemblea Ordinaria del 15 aprile 2015
(2^ Convocazione del 16 aprile 2015)

LISTA ESITO DELLE VOTAZIONE
Oggetto: Bilancio esercizio

FAVOREVOLI

Badge	Ragione Sociale	Proprio	Delega	Totale
1	LOMBARDI EMILY	0	0	0
DE*	QUANTUM STRATEGIC PARTNERS LTD.	0	38.182.431	38.182.431
3	DE CINQUE GIUSEPPE	0	0	0
**D	MLPRO SEG FOR EXCLVSVE BENEF OF CUST	0	2.053.224	2.053.224
**D	CC&L ALL STRATEGIES FUND	0	6.700	6.700
**D	VANGUARD TOTAL WORLD STOCK INDEX FUND	0	55.105	55.105
**D	VANGUARD FTSE ALL WORD SMALL CAP IND FUN	0	302.466	302.466
**D	VANGUARD GLOBAL EX-US REAL ESTATE INDEX	0	941.254	941.254
**D	WELL TRCO NA MULTI. COLLECT. INV FUND	0	736.196	736.196
**D	AMP INTERNATIONAL PROP INDEX FD HEDGED	0	82.533	82.533
**D	HOUR-GLASS LISTED PROPERTY SECTOR TRUST	0	65.367	65.367
**D	FCP CIC PIERRE	0	840.000	840.000
**D	INDEX MOTHER FUND EUROPE REIT	0	1.772	1.772
**D	SHINKO GLOBAL REIT INDEX MOTHER FUND	0	5.300	5.300
**D	DAIWA SEKAI REIT INDEX MOTHER FUND	0	3.950	3.950
**D	DAIWA GLOBAL REIT INDEX MOTHER FUND	0	6.650	6.650
**D	VANGUARD INVESTMENT SERIES, PLC	0	58.446	58.446
**D	SAS TRUSTEE CORPORATION	0	174.373	174.373
**D	PARTNER REINSURANCE EUROPE LTD	0	109.668	109.668
**D	VANGUARD INTERNATIONAL PROPERTY SECURITI	0	421.753	421.753
**D	VANGUARD INTERNATIONAL SMALL COMPANIES I	0	10.503	10.503
**D	STATE OF CALIFORNIA MASTER TRUST	0	108.406	108.406
**D	TEACHERS RETIREMENT SYSTEM OF OKLAHOMA	0	737.963	737.963
**D	GOLDMAN SACHS INTERN SMALL CAP INSIGHT F	0	609.459	609.459
**D	PUBLIC EMPLOYERS RETIREMENT SYSTEM OF OH	0	161.854	161.854
**D	VANGUARD TOTAL INTERNATIONAL STOCK INDEX	0	2.168.533	2.168.533
**D	VANGUARD INTERNATIONAL EXPLORER FUND	0	1.892.969	1.892.969
**D	EQ / REAL ESTATE PLUS PORTFOLIO	0	4.681	4.681
**D	URS CORPORATION 401K RETIREMENT PLAN 600	0	204.213	204.213
**D	GOLDMAN SACHS GLOBAL SMALL COMPANIES	0	168.436	168.436
**D	HSBC GROUP HONG KONG LOCAL STAFF RETIREMENT BENEFIT SCHEME	0	14.297	14.297
**D	LFP FONCIERES EUROPE	0	38.636	38.636
**D	FCP VAPCOMPT IMMOBILIER	0	206.966	206.966
**D	AXA AEDIFICANDI	0	2.882.154	2.882.154
**D	BLACKROCK INDEX SELECTION FUND	0	257.233	257.233
**D	NFS LIMITED	0	118.888	118.888
**D	HSBC FTSE EPRA/WAREIT DEVELOPED ETF	0	33.790	33.790
**D	SCHRODER FUND HOLDINGS 2 (LUX) SARL	0	3.359.990	3.359.990
**D	SCHRODER INTERNATIONAL SELECTION FUND	0	2.075.960	2.075.960
**D	JPMORGAN INVESTMENT FUNDS	0	5.381.898	5.381.898
**D	AVIVA INVESTORS AVIVA INVESTORS LUX	0	107.937	107.937
**D	JPMORGAN EUROPEAN INVESTMENT TRUST PLC	0	451.382	451.382
**D	SCHRODER INTERNATIONAL DIVERSIFIED VALUE	0	12.008	12.008

Assemblea Ordinaria del 15 aprile 2015
(2^ Convocazione del 16 aprile 2015)

LISTA ESITO DELLE VOTAZIONE

Oggetto: Bilancio esercizio

FAVOREVOLI

Badge	Ragione Sociale	Proprio	Delega	Totale
**D	LA FRANCAISE AM FUND	0	953.879	953.879
**D	ONEPATH GLOBAL LISTED PROP INDEX POOL	0	74.034	74.034
**D	PIONEER INVESTMENT MANAGEMENT SCRPA/AZIONARIO CRESCITA	0	665.275	665.275
**D	PIONEER ASSET MANAGEMENT S.A.	0	266.468	266.468
**D	THE NOMURA TRUST AND BANKING CLTD RE NIK INTL R.IND. NO H.M	0	21.671	21.671
**D	SEI LUPUS ALPHA PAN EUROPEAN SMALL CAP POOL	0	489.132	489.132
**D	SEI GLOBAL MASTER FUND PLC	0	357.967	357.967
**D	EURIZON EASY FUND EQUITY IRE	0	194.104	194.104
**D	EURIZON EASY FUND EQUITY ITALY	0	173.700	173.700
**D	HIGH HALTH MASTER INVESTORS (CAYMAN) I.P. OGIER FIDUCIARY SERVICES (CAYMAN) LIMITED	0	594.422	594.422
**D	WELLS STREET OFFSHORE LTD	0	8.932.061	8.932.061
**D	COLONIAL FIRST STATE INVESTMENTS LTD.	0	142.762	142.762
**D	LEGAL AND GENERAL ASSURANCE PENSIONS MANAGEMENT LIMITED	0	496.543	496.543
**D	COLONIAL FIRST STATE INVESTMENTS LTD.	0	260.675	260.675
**D	ABGON CUSTODY B.V	0	50.127	50.127
**D	UBS FUND MGT (CH) AG	0	39.336	39.336
**D	UBS FUND MANAGEMENT (SWITZERLAND) AG	0	125.534	125.534
**D	ARROWSTREET CAPITAL GLOBAL EQUITY LONG/SHORT FEEDER FUND LIMITED	0	265.910	265.910
**D	GOVERNMENT OF NORWAY	0	3.747.164	3.747.164
**D	NUMERIC MULTI STRATEGY LEVERED MN OFFSHORE FUND LTD	0	19.700	19.700
**D	NUMERIC ABSOLUTE RETURN FUND LP	0	12.100	12.100
**D	SCHWAB INTERNATIONAL SMALL-CAP EQUITY ETF	0	88.550	88.550
**D	INTERNATIONAL MONETARY FUND	0	16.492	16.492
**D	INTERNATIONAL MONETARY FUND	0	21.413	21.413
**D	THE ALLIANZBERNSTEIN POOLING PTF - ALLIANZ VOL MNGM PTF	0	22.734	22.734
**D	SPDR DOW JONES GLOBAL REAL ESTATE FUND	0	27.244	27.244
**D	GENERAL MOTORS HOURLY-RATE EMPLOYEES PENSION TRUST	0	5.055	5.055
**D	TR+ CUST SERV BK LTD ATF SHINKO GLOBAL REIT INDEX MOTHER FUND	0	11.600	11.600
**D	DIGNITY HEALTH	0	58.490	58.490
**D	MET INVESTOR SERIES TRUST-ALLIANZ GLOBAL DYNAMIC ALL PTF	0	33.446	33.446
**D	UAW RETIREE MEDICAL BENEFITS TRUST	0	8.392	8.392
**D	THE HARTFORD INTERNATIONAL SMALL COMPANY FUND	0	1.182.150	1.182.150
**D	TIFF INVESTMENT PROGRAM, INC - TIFF MULTI-ASSET FUND	0	3.215.457	3.215.457
**D	MARYLAND STATE RETIREMENT & PENSION SYSTEM	0	38.498	38.498
**D	MERCER QIF CCF	0	111.510	111.510
**D	CITY OF NEW YORK GROUP TRUST	0	128.476	128.476
**D	THRIVENT PARTNER WORLDWIDE ALLOCATION FUND	0	87.064	87.064
**D	THRIVENT PARTNER WORLDWIDE ALLOCATION PORTFOLIO	0	174.130	174.130
**D	SSGA SPDR ETF'S EUROPE II PUBLIC LIMITED COMPANY	0	59.299	59.299
**D	CALIFORNIA STATE EMPLOYEES RETIREMENT SYSTEM	0	1.356.831	1.356.831
**D	CALIFORNIA STATE TEACHERS RETIREMENT SYSTEM	0	107.638	107.638
**D	THE WELLINGTON TR CO NAT ASS MULT COMM EUROPE SMALLER CO PTF	0	38.607	38.607
**D	THE WELLINGTON TR CO NAT ASS MULT COLLECTIVE INV F TRUST II	0	592.379	592.379

Assemblea Ordinaria del 15 aprile 2015
(2^ Convocazione del 16 aprile 2015)

LISTA ESITO DELLE VOTAZIONE

Oggetto: Bilancio esercizio

FAVOREVOLI

Badge	Ragione Sociale	Proprio	Delega	Totale
**D	WISDOMTREE ISSUER PUBLIC LIMITED COMPANY	0	70.793	70.793
**D	WASHINGTON STATE INVESTMENT BOARD	0	36.771	36.771
**D	WISDOMTREE EUROPE SMALLCAP DIVIDEND FUND	0	3.058.721	3.058.721
**D	WISDOMTREE INTERNATIONAL SMALLCAP DIVIDEND FUND	0	1.216.080	1.216.080
**D	WISDOMTREE EUROPE HEDGED SMALLCAP EQUITY FUND	0	228.562	228.562
**D	SS BK AND TRUST COMPANY INV FUNDS FOR TAXEXEMPT RETIREMENT PL	0	418.712	418.712
**D	AXA WORLD FUNDS	0	1.325.092	1.325.092
**D	UBS ETF	0	28.216	28.216
**D	ISHARES DEVELOPED SMALL-CAP EX NORTH AMERICA ETF	0	12.496	12.496
**D	ISHARES EUROPE DEVELOPED REAL ESTATE ETF	0	103.020	103.020
**D	ISHARES INTERNATIONAL DEVELOPED REAL ESTATE ETF	0	469.371	469.371
**D	ISHARES INTERNATIONAL DEVELOPED PROPERTY ETF	0	66.703	66.703
**D	BLACKROCK INST TRUST CO NA INV FUNDS FOR EMPLOYEE BENEFIT TR	0	3.520.712	3.520.712
**D	ISHARES MSCI EUROPE IMI ETF	0	18.128	18.128
**D	ISHARES GLOBAL REIT ETF	0	6.256	6.256
**D	CONNECTICUT GENERAL LIFE INSURANCE COMPANY	0	3.662	3.662
**D	BLACKROCK CDN GLOBAL DEVELOPED REAL ESTATE INDEX FUND	0	235.883	235.883
**D	BGI MSCI EAFE SMALL CAP EQUITY INDEX FUND B	0	138.140	138.140
**D	BLACKROCK MSCI WORLD SMALL CAP EQ ESG SCREENED INDEX FUND B	0	12.187	12.187
**D	DEVELOPED REAL ESTATE INDEX FUND B	0	18.470	18.470
**D	IBM 401K PLUS PLAN	0	225.417	225.417
**D	IBM 401K PLUS PLAN	0	119.427	119.427
**D	OREGON PUBLIC EMPLOYEES RETIREMENT SYSTEM	0	636.676	636.676
**D	STATE OF ALASKA RETIREMENT AND BENEFITS PLANS	0	2.004	2.004
**D	COLLEGE RETIREMENT EQUITIES FUND	0	364.783	364.783
**D	SPDR DOW JONES GLOBAL REAL ESTATE ETF	0	592.487	592.487
**D	SPDR S&P WORLD (EX-US) ETF	0	157.968	157.968
**D	SPDR S&P INTERNATIONAL SMALL CAP ETF	0	32.714	32.714
**D	SSGA EMU SMALL CAP ALPHA EQUITY FUND	0	3.485.859	3.485.859
**D	SSGA EMU INDEX REAL ESTATE FUND	0	160.489	160.489
**D	THE WELLINGTON TR CO NAT ASS MULT COMM INT SMALL CAP OPPORT	0	77.124	77.124
**D	MSCI EAFE SMALL CAP PROV INDEX SEC COMMON TR F	0	505.704	505.704
**D	ISHARES II PUBLIC LIMITED COMPANY	0	75.182	75.182
**D	ISHARES PUBLIC LIMITED COMPANY	0	315.898	315.898
**D	ISHARES VII PLC	0	4.473.062	4.473.062
**D	NTGI-QM COMMON DAILY ALL COUNWD EX-US INV MKT INDEX F NONLEND	0	94.921	94.921
**D	GENERAL ORGANISATION FOR SOCIAL INSURANCE	0	14.085	14.085
**D	URBAN REDEVELOPMENT AUTHORITY	0	124.727	124.727
**D	NATIONAL COUNCIL FOR SOCIAL SECURITY FUND, P.R.C	0	7.399	7.399
**D	NORTHERN TRUST GLOBAL INVESTMENTS COLLECTIVE FUNDS TRUST	0	23.883	23.883
**D	NORTHERN FUNDS GLOBAL-REAL ESTATE INDEX FUND	0	586.639	586.639
**D	NEW ZEALAND SUPERANNUATION FUND	0	358.328	358.328
**D		0	254.819	254.819

Pagina 6

Azionisti: 175 Teste: 5
Azionisti in proprio: 2 Azionisti in delega: 173

Assemblea Ordinaria del 15 aprile 2015
(2^ Convocazione del 16 aprile 2015)

LISTA ESITO DELLE VOTAZIONE

Oggetto: Bilancio esercizio

FAVOREVOLI

Badge	Ragione Sociale	Proprio	Delega	Totale
**D	LOS ANGELES CITY EMPLOYEES RETIREMENT SYSTEM	0	35.237	35.237
**D	CITY OF LOS ANGELES FIRE AND POLICE PENSION PLAN	0	58.642	58.642
**D	CITY OF LOS ANGELES FIRE AND POLICE PENSION PLAN	0	26.300	26.300
**D	FORD MOTOR COMPANY OF CANADA, LIMITED PENSION TRUST	0	2.609	2.609
**D	DYPED PENSION FUND	0	1.413.866	1.413.866
**D	WHEELS COMMON INVESTMENT FUND	0	6.366	6.366
**D	NORTHERN TRUST UCITS COMMON CONTRACTUAL FUND	0	28.873	28.873
**D	MUNICIPAL EMPLOYEES' ANNUITY AND BENEFIT FUND OF CHICAGO	0	40.853	40.853
**D	NORTHERN TRUST UCITS FGR FUND	0	220.265	220.265
**D	EURLZONCAPITAL SGR S.P.A. - EURIZON AZIONI ITALIA	0	327.000	327.000
**D	EURLZONCAPITAL SGR S.P.A. - EURIZON AZIONI EMI ITALIA	0	1.276.835	1.276.835
**D	BNY MELLON GLOBAL FUNDS PLC	0	274.890	274.890
**D	FIDELITY SELECT PORTFOLIOS: FIDELITY INTERNATIONAL REAL ESTATE F	0	2.156.488	2.156.488
**D	SLI GLOBAL SICAV GLOBAL FOCUSEDSTRATEGIES FUND	0	70.977	70.977
**D	FIRST TRST FTSE EPRA NAREIT GLOBAL	0	25.933	25.933
**D	BNYMTD UKLTD AS TRUSTEE OF BLACKROCK GLOBAL PROPERTY SECURITIES	0	245.555	245.555
**D	DEUTSCHE X-TRACKERS MSCI EMU HEDGED EQUITY ETF	0	1.925	1.925
**D	VFM GLOBAL SMALL COMPANIES TRUST	0	343.536	343.536
**D	WORKCOVER CORPORATION OF SOUTH AUSTRALIA	0	36.692	36.692
**D	STG PFDS V.D. GRAFISCHE	0	101.118	101.118
**D	STG. PEDS. AHOLD MANDATE NORTHERN	0	37.089	37.089
**D	CNP ASSUR PIERRE	0	290.507	290.507
**D	PRINCIPAL FUNDS INC GLOBAL DIVERSIFIED INCOME FUND	0	1.194.077	1.194.077
**D	ALASKA PERMANENT FUND CORPORATION	0	2.445	2.445
**D	BNY MELLON EMPLOYEE BENEFIT COLLECTIVE INVESTMENT FUND PLAN	0	1.671	1.671
**D	EVANGELICAL LUTHERAN CHURCH IN AMERICA BOARD OF PENSIONS	0	17.793	17.793
**D	TELUS FOREIGN EQUITY ACTIVE BETA MASTER POOL	0	56.049	56.049
**D	INDIANA PUBLIC EMPLOYEES RETIREMENT FUND	0	17.352	17.352
**D	RAYTHEON MASTER PENSION TRUST	0	169.196	169.196
**D	ARROWSTREET US GROUP TRUST	0	286.903	286.903
**D	SEMPRA ENERGY PENSION MASTER TRUST	0	5.491	5.491
**D	TRUST FUND ADVISORS INTERNATIONAL GROUP	0	18.611	18.611
**D	TELUS FOREIGN EQUITY ACTIVE ALPHA POOL	0	134.018	134.018
**D	RENAISSANCE GLOBAL SMALL-CAP FUND	0	19.588	19.588
**D	STICHTING PENSIOENFONDS HORECA & CATERING	0	119.035	119.035
**D	ULLICO DIVERSIFIED INTERNATIONAL EQUITY	0	16.658	16.658
**D	ULLICO INTERNATIONAL SMALL CAP FUND	0	209.095	209.095
**D	CF DV ACWI EX-U.S. IMI FUND	0	1.821	1.821
**D	ROGERSCASEY TARGET SOLUTIONS LLC.	0	11.328	11.328
**D	ENHANCED RAFT SMALL INTERNATIONAL LP	0	18.479	18.479
**D	RIVER AND MERCANTILE WORLD RECOVERY FUND	0	325.000	325.000
**D	MINISTER FOR FINANCE (ISIF MANAGED AND CONTROLLED BY NTMA)	0	19.948	19.948
**D	PAMPINI ANGELO	22.176	0	22.176

Assemblea Ordinaria del 15 aprile 2015
(2^ Convocazione del 16 aprile 2015)

LISTA ESITO DELLE VOTAZIONE


Oggetto: Bilancio esercizio

Badge	Ragione Sociale
5	RAVAIOLI GERMANA
DE*	COOP LOMBARDA S. C. R. L
DE*	COOPERATIVA ADRIATICA SCARL
DE*	COOPERATIVA RENO SCARL
DE*	UNICOOP TIRRENO SOCIETA' COOPERATIVA
6	NADALLINI LORIS

Totale voti 561.808.712
 Percentuale votanti % 98,996596
 Percentuale Capitale % 74,278316

FAVOREVOLI

Proprio	Delega	Totale
0	0	0
0	7.443.328	7.443.328
0	332.709.679	332.709.679
0	169.623	169.623
0	97.789.089	97.789.089
7.770	0	7.770



Assemblea Ordinaria del 15 aprile 2015
(2^ Convocazione del 16 aprile 2015)

ESITO VOTAZIONE

Oggetto : **Relazione sulla remunerazione**

Hanno partecipato alla votazione:

-n° 184 azionisti, portatori di n° 570.963.562 azioni
ordinarie, di cui n° 570.031.819 ammesse al voto,
pari al 75,365516% del capitale sociale.

Hanno votato:

		% Azioni Ordinarie Rappresentate (Quorum deliberativo)	% Azioni Ammesse al voto	%Cap. Soc.
Favorevoli	479.657.492	84,145740	84,145740	63,416871
Contrari	41.295.257	7,244378	7,244378	5,459762
Sub Totale	<u>520.952.749</u>	91,390117	91,390117	68,876633
Astenuti	40.479.070	7,101195	7,101195	5,351852
Non Votanti	8.600.000	1,508688	1,508688	1,137030
Sub totale	<u>49.079.070</u>	8,609883	8,609883	6,488882
Totale	<u>570.031.819</u>	100,000000	100,000000	75,365516

LISTA ESITO DELLE VOTAZIONE
Oggetto: Relazione sulla remunerazione

CONTRARI

Badge	Ragione Sociale	Proprio	Delega	Totale
3	DE CINQUE GIUSEPPE	0	0	0
**D	MLPRO SEC FOR EXCLSVB BENEF OF CUST	0	2.053.224	2.053.224
**D	CC&L ALL STRATEGIES FUND	0	6.700	6.700
**D	AMP INTERNATIONAL PROP INDEX FD HEDGED	0	82.533	82.533
**D	INDEX MOTHER FUND EUROPE REIT	0	1.772	1.772
**D	SHINKO GLOBAL REIT INDEX MOTHER FUND	0	5.300	5.300
**D	DAIWA SERAI REIT INDEX MOTHER FUND	0	3.950	3.950
**D	DAIWA GLOBAL REIT INDEX MOTHER FUND	0	6.650	6.650
**D	GOLDMAN SACHS INTERN SMALL CAP INSIGHT F	0	609.459	609.459
**D	EQ / REAL ESTATE PLUS PORTFOLIO	0	4.681	4.681
**D	URS CORPORATION 401K RETIREMENT PLAN 600	0	204.213	204.213
**D	LFP FONCLERES EUROPE	0	38.636	38.636
**D	FCP UAPCOMPT IMMOBILIER	0	206.966	206.966
**D	AXA AEDIFICANDI	0	2.882.154	2.882.154
**D	JPMORGAN INVESTMENT FUNDS	0	5.381.898	5.381.898
**D	AVIVA INVESTORS AVIVA INVESTORS LUX	0	107.937	107.937
**D	JPMORGAN EUROPEAN INVESTMENT TRUST PLC	0	451.382	451.382
**D	ONEPATH GLOBAL LISTED PROP INDXR POOL	0	74.034	74.034
**D	THE NOMURA TRUST AND BANKING CLTD RE NIK INTL R.IND. NO H.M	0	21.671	21.671
**D	SEI LUPUS ALPHA PAN EUROPEAN SMALL CAP POOL	0	489.132	489.132
**D	SEI GLOBAL MASTER FUND PLC	0	357.967	357.967
**D	WELLS STREET OFFSHORE LTD	0	8.932.061	8.932.061
**D	COLONIAL FIRST STATE INVESTMENTS LTD.	0	142.762	142.762
**D	LEGAL AND GENERAL ASSURANCE PENSIONS MANAGEMENT LIMITED	0	496.543	496.543
**D	AEGON CUSTODY B.V	0	50.127	50.127
**D	UBS FUND MGT (CH) AG	0	39.336	39.336
**D	UBS FUND MANAGEMENT (SWITZERLAND) AG	0	125.534	125.534
**D	ARROWSTREET CAPITAL GLOBAL EQUITY LONG/SHORT FEEDER FUND LIMITED	0	265.910	265.910
**D	NUMERIC MULTI STRATEGY LEVERED MN OFFSHORE FUND LTD	0	19.700	19.700
**D	NUMERIC ABSOLUTE RETURN FUND LP	0	12.100	12.100
**D	INTERNATIONAL MONETARY FUND	0	16.492	16.492
**D	THE ALLIANCEBERNSTEIN POOLING PTF - ALLIANCE VOL MNGM PTF	0	22.734	22.734
**D	SPDR DOW JONES GLOBAL REAL ESTATE FUND	0	27.244	27.244
**D	GENERAL MOTORS HOURLY-RATE EMPLOYEES PENSION TRUST	0	5.055	5.055
**D	TR+ CUST SERV BK LTD ATF SHINKO GLOBAL REIT INDEX MOTHER FUND	0	11.600	11.600
**D	DIGNITY HEALTH	0	58.490	58.490
**D	MET INVESTOR SERIES TRUST-ALLIANCE GLOBAL DYNAMIC ALL PTF	0	33.446	33.446
**D	UBW RETIRE MEDICAL BENEFITS TRUST	0	8.392	8.392
**D	TIFF INVESTMENT PROGRAM, INC - TIFF MULTI-ASSET FUND	0	3.215.457	3.215.457
**D	MARYLAND STATE RETIREMENT & PENSION SYSTEM	0	38.498	38.498
**D	MERCER OIF CCF	0	111.510	111.510
**D	CITY OF NEW YORK GROUP TRUST	0	128.476	128.476
**D	THRIVENT PARTNER WORLDWIDE ALLOCATION FUND	0	87.064	87.064

LISTA ESITO DELLE VOTAZIONE
Oggetto: Relazione sulla remunerazione

CONTRARI

Badge	Ragione Sociale	Proprio	Delega	Totale
**D	THRIVENT PARTNER WORLDWIDE ALLOCATION PORTFOLIO	0	174.130	174.130
**D	SSGA SPDR ETFS EUROPE II PUBLIC LIMITED COMPANY	0	59.299	59.299
**D	WISDOMTREE ISSUER PUBLIC LIMITED COMPANY	0	70.793	70.793
**D	WASHINGTON STATE INVESTMENT BOARD	0	36.771	36.771
**D	WISDOMTREE EUROPE SMALLCAP DIVIDEND FUND	0	3.058.721	3.058.721
**D	WISDOMTREE INTERNATIONAL SMALLCAP DIVIDEND FUND	0	1.216.080	1.216.080
**D	WISDOMTREE EUROPE HEDGED SMALLCAP EQUITY FUND	0	228.562	228.562
**D	SS BK AND TRUST COMPANY INV FUNDS FOR TAXEXEMPT RETIREMENT PL	0	418.712	418.712
**D	AXA WORLD FUNDS	0	1.325.092	1.325.092
**D	UBS ETF	0	28.216	28.216
**D	IBM 401K PLUS PLAN	0	119.427	119.427
**D	STATE OF ALASKA RETIREMENT AND BENEFITS PLANS	0	2.004	2.004
**D	SPDR DOW JONES GLOBAL REAL ESTATE ETF	0	592.487	592.487
**D	SPDR S&P WORLD (EX-US) ETF	0	157.968	157.968
**D	SPDR S&P INTERNATIONAL SMALL CAP ETF	0	32.714	32.714
**D	SPDR DOW JONES WILSHIRE INTERNATIONAL REAL ESTATE ETF	0	3.485.859	3.485.859
**D	SSGA EMU SMALL CAP ALPHA EQUITY FUND	0	160.489	160.489
**D	SSGA EMU INDEX REAL ESTATE FUND	0	77.124	77.124
**D	MSCI EAFE SMALL CAP PROV INDEX SEC COMMON TR F	0	75.182	75.182
**D	GENERAL ORGANISATION FOR SOCIAL INSURANCE	0	124.727	124.727
**D	NATIONAL COUNCIL FOR SOCIAL SECURITY FUND, P.R.C	0	23.883	23.883
**D	NEW ZEALAND SUPERANNUATION FUND	0	254.819	254.819
**D	LOS ANGELES CITY EMPLOYEES RETIREMENT SYSTEM	0	35.237	35.237
**D	CITY OF LOS ANGELES FIRE AND POLICE PENSION PLAN	0	26.300	26.300
**D	FORD MOTOR COMPANY OF CANADA, LIMITED PENSION TRUST	0	2.609	2.609
**D	BNY MELLON GLOBAL FUNDS PLC	0	274.890	274.890
**D	SLI GLOBAL SICAV GLOBAL FOCUSEDSTRATEGIES FUND	0	70.977	70.977
**D	FIRST TRUST FTSE EPRA NAREIT GLOBAL	0	25.933	25.933
**D	DEUTSCHE X-TRACKERS MSCI EMU HEDGED EQUITY ETF	0	1.925	1.925
**D	VFM GLOBAL SMALL COMPANIES TRUST	0	343.536	343.536
**D	WORKCOVER CORPORATION OF SOUTH AUSTRALIA	0	36.692	36.692
**D	STG FDS V.D. GRAFISCHE	0	101.118	101.118
**D	CNP ASSUR PIERRE	0	290.507	290.507
**D	PRINCIPAL FUNDS INC GLOBAL DIVERSIFIED INCOME FUND	0	1.194.077	1.194.077
**D	ALASKA PERMANENT FUND CORPORATION	0	2.445	2.445
**D	BNY MELLON EMPLOYEE BENEFIT COLLECTIVE INVESTMENT FUND PLAN	0	1.671	1.671
**D	ARROWSTREET US GROUP TRUST	0	286.903	286.903
**D	SEMPRA ENERGY PENSION MASTER TRUST	0	5.491	5.491
**D	CF DV ACWI EX-U.S. IMI FUND	0	1.821	1.821
**D	ROGERSCASEY TARGET SOLUTIONS LLC.	0	11.328	11.328
**D	MINISTER FOR FINANCE (ISIF MANAGED AND CONTROLLED BY NTMA)	0	19.948	19.948

Totale voti 41.295.257

Azionisti: 83
Azionisti in proprio: 0

Testi: 1
Azionisti in delega: 83

LISTA ESITO DELLE VOTAZIONE
Oggetto: Relazione sulla remunerazione

Badge Regione Sociale
Percentuale votanti % 7,244378
Percentuale Capitale % 5,459762

CONTRARI

Proprio Delega Totale

Assemblea Ordinaria del 15 aprile 2015
(2^ Convocazione del 16 aprile 2015)

LISTA ESITO DELLE VOTAZIONE

Oggetto: Relazione sulla remunerazione

ASTENUTI

Badge	Ragione Sociale	Proprio	Delega	Totale
1	LOMBARDI EMILY	0	0	0
**D	QUANTUM STRATEGIC PARTNERS LTD.	0	38.182.431	38.182.431
3	DE CINQUE GIUSEPPE	0	0	0
**D	EURIZON EASY FUND EQUITY ITALY LIE	0	194.104	194.104
**D	EURIZON EASY FUND EQUITY ITALY	0	173.700	173.700
**D	EURIZONCAPITAL SGR S.P.A. - EURIZON AZIONI ITALIA	0	327.000	327.000
**D	EURIZONCAPITAL SGR S.P.A. - EURIZON AZIONI PMI ITALIA	0	1.276.835	1.276.835
**D	RIVER AND MERCANTILE WORLD RECOVERY FUND	0	325.000	325.000

Totale voti 40.479.070
 Percentuale votanti % 7,101195
 Percentuale Capitale % 5,351852



Assemblea Ordinaria del 15 aprile 2015
(2^ Convocazione del 16 aprile 2015)

LISTA ESITO DELLE VOTAZIONE

Oggetto: Relazione sulla remunerazione

NON VOTANTI

Badge	Ragione Sociale	Proprio	Delega	Totale
3	DE CINQUE GIUSEPPE	0	0	0
**D	CHALLENGE FUNDS	0	1.500.000	1.500.000
**D	ERSEL ASSET MANAGEMENT S.G.R. - ERSEL AM FONDERSEL FMI	0	300.000	300.000
**D	MEDIOLANUM GESTIONE FONDI SGR SPA - FLESSIBILE STRATEGICO	0	3.500.000	3.500.000
**D	MEDIOLANUM GESTIONE FONDI SGR SPA - FLESSIBILE ITALIA	0	2.500.000	2.500.000
**D	MEDIOLANUM GESTIONE FONDI SGR SPA - FLESSIBILE SVILUPPO ITAL	0	800.000	800.000

Totale voti 8.600.000

Percentuale votanti % 1,508688

Percentuale Capitale % 1,137030

Assemblea Ordinaria del 15 aprile 2015
(2^ Convocazione del 16 aprile 2015)

LISTA ESITO DELLE VOTAZIONE
Oggetto: Relazione sulla remunerazione

VOTI ESCLUSI DAL QUORUM Deliberativo

Badge	Ragione Sociale	Proprio	Delega	Totale
3	DE CINQUE GIUSEPPE	0	0	0
**D	PIONEER INVESTMENT MANAGEMENT SGRPA/AZIONARIO CRESCITA	0	665.275	665.275
**D	PIONEER ASSET MANAGEMENT S.A.	0	266.468	266.468
Totale voti				
		931.743		
Percentuale votanti %		0,163455		
Percentuale Capitale %		0,123188		



Azionisti:
Azionisti in proprio:

2 Teste:
0 Azionisti in delega:

1

2

LISTA ESITO DELLE VOTAZIONE

Oggetto: Relazione sulla remunerazione

FAVOREVOLI

Badge	Regione Sociale	Proprio	Delega	Totale
2	RIZZARDI RAFFAELE	329.000	225.850	554.850
3	DE CINQUE GIUSEPPE	0	0	0
**D	VANGUARD TOTAL WORLD STOCK INDEX FUND	0	55.105	55.105
**D	VANGUARD FTSE ALL WORD SMALL CAP IND FUN	0	302.466	302.466
**D	VANGUARD GLOBAL EX-US REAL ESTATE INDEX	0	941.254	941.254
**D	WELL TRCO NA MULFI. COLLECT. INV FUND	0	736.196	736.196
**D	HOOR-GLASS LISTED PROPERTY SECTOR TRUST	0	65.367	65.367
**D	FCP CIC PIERRE	0	840.000	840.000
**D	VANGUARD INVESTMENT SERIES, PLC	0	58.446	58.446
**D	SAS TRUSTEE CORPORATION	0	174.373	174.373
**D	PARTNER REINSURANCE EUROPE LTD	0	109.668	109.668
**D	VANGUARD INTERNATIONAL PROPERTY SECURITI	0	421.753	421.753
**D	VANGUARD INTERNATIONAL SMALL COMPANIES I	0	10.503	10.503
**D	STATE OF CALIFORNIA MASTER TRUST	0	108.406	108.406
**D	TEACHERS RETIREMENT SYSTEM OF OKLAHOMA	0	737.963	737.963
**D	PUBLIC EMPLOYEES RETIREMENT SYSTEM OF OH	0	161.854	161.854
**D	VANGUARD TOTAL INTERNATIONAL STOCK INDEX	0	2.168.533	2.168.533
**D	VANGUARD INTERNATIONAL EXPLORER FUND	0	1.892.969	1.892.969
**D	GOLDMAN SACHS GLOBAL SMALL COMPANIES	0	168.436	168.436
**D	HSBC GROUP HONG KONG LOCAL STAFF RETIREMENT BENEFIT SCHEME	0	14.297	14.297
**D	BLACKROCK INDEX SELECTION FUND	0	257.233	257.233
**D	NFS LIMITED	0	118.888	118.888
**D	HSBC FTSE EPRA/NAREIT DEVELOPED ETF	0	33.790	33.790
**D	SCHRODER FUND HOLDINGS 2 (LUX) SARL	0	3.359.990	3.359.990
**D	SCHRODER INTERNATIONAL SELECTION FUND	0	2.075.960	2.075.960
**D	SCHRODER INTERNATIONAL DIVERSIFIED VALUE	0	12.008	12.008
**D	LA FRANCAISE AM FUND	0	953.879	953.879
**D	HIGH HALPH MASTER INVESTORS (CAYMAN) I. P. OGLIER FIDUCIARY SERVICES (CAYMAN) LIMITED	0	594.422	594.422
**D	COLONIAL FIRST STATE INVESTMENTS LTD.	0	260.675	260.675
**D	GOVERNMENT OF NORWAY	0	3.747.164	3.747.164
**D	SCHWAB INTERNATIONAL SMALL-CAP EQUITY ETF	0	88.550	88.550
**D	INTERNATIONAL MONETARY FUND	0	21.413	21.413
**D	THE HARTFORD INTERNATIONAL SMALL COMPANY FUND	0	1.182.150	1.182.150
**D	CALIFORNIA PUBLIC EMPLOYEES RETIREMENT SYSTEM	0	1.356.831	1.356.831
**D	CALIFORNIA STATE TEACHERS RETIREMENT SYSTEM	0	107.638	107.638
**D	THE WELLINGTON TR CO NAT ASS MULT COMM EUROPE SMALLER CO PTF	0	38.607	38.607
**D	THE WELLINGTON TR CO NAT ASS MULT COLLECTIVE INV F TRUST II	0	592.379	592.379
**D	ISHARES DEVELOPED SMALL-CAP EX NORTH AMERICA ETF	0	12.496	12.496
**D	ISHARES EUROPE DEVELOPED REAL ESTATE ETF	0	103.020	103.020
**D	ISHARES INTERNATIONAL DEVELOPED REAL ESTATE ETF	0	469.371	469.371
**D	ISHARES INTERNATIONAL DEVELOPED PROPERTY ETF	0	66.703	66.703
**D	BLACKROCK INST TRUST CO NA INV FUNDSFOR EMPLOYEE BENEFIT TR	0	3.520.712	3.520.712
**D	ISHARES MSCI EUROPE IMI ETF	0	18.128	18.128

LISTA ESITO DELLE VOTAZIONE
Oggetto: Relazione sulla remunerazione

FAVOREVOLI

Badge	Ragione Sociale	Proprio	Delega	Totale
**D	ISHARES GLOBAL REIT ETF	0	6.256	6.256
**D	CONNECTICUT GENERAL LIFE INSURANCE COMPANY	0	3.662	3.662
**D	BLACKROCK CDN GLOBAL DEVELOPED REAL ESTATE INDEX FUND	0	235.883	235.883
**D	BGI MSCI EAFE SMALL CAP EQUITY INDEX FUND B	0	138.140	138.140
**D	BLACKROCK MSCI WORLD SMALL CAP EQ ESG SCREENED INDEX FUND B	0	12.187	12.187
**D	DEVELOPED REAL ESTATE INDEX FUND B	0	18.470	18.470
**D	IBM 401K PLUS PLAN	0	225.417	225.417
**D	OREGON PUBLIC EMPLOYEES RETIREMENT SYSTEM	0	636.676	636.676
**D	COLLEGE RETIREMENT EQUITIES FUND	0	364.783	364.783
**D	THE WELLINGTON TR CO NAT ASS MULT COMM INT SMALL CAP OPPORT	0	505.704	505.704
**D	ISHARES II PUBLIC LIMITED COMPANY	0	315.898	315.898
**D	ISHARES PUBLIC LIMITED COMPANY	0	4.473.062	4.473.062
**D	ISHARES VII PLC	0	94.921	94.921
**D	NTGI-OM COMMON DAILY ALL COONWD EX-US INV MKT INDEX F NONLEND	0	14.085	14.085
**D	URBAN REDEVELOPMENT AUTHORITY	0	7.399	7.399
**D	NORTHERN TRUST GLOBAL INVESTMENTS COLLECTIVE FUNDS TRUST	0	586.639	586.639
**D	NORTHERN FUNDS GLOBAL REAL ESTATE INDEX FUND	0	358.328	358.328
**D	CITY OF LOS ANGELES FIRE AND POLICE PENSION PLAN	0	58.642	58.642
**D	DYED PENSION FUND	0	1.413.866	1.413.866
**D	WHEELS COMMON INVESTMENT FUND	0	6.366	6.366
**D	NORTHERN TRUST UCITS COMMON CONTRACTUAL FUND	0	28.873	28.873
**D	MUNICIPAL EMPLOYEES' ANNUITY AND BENEFIT FUND OF CHICAGO	0	40.853	40.853
**D	NORTHERN TRUST UCITS FGR FUND	0	220.265	220.265
**D	FIDELITY SELECT PORTFOLIOS: FIDELITY INTERNATIONAL REAL ESTATE F	0	2.156.488	2.156.488
**D	BNYMD UKLFD AS TRUSTEE OF BLACKROCK GLOBAL PROPERTY SECURITIES	0	245.555	245.555
**D	S&G. PRDS. AHOLD MANDAVE NORTHERN	0	37.089	37.089
**D	EVANGELICAL LUTHERAN CHURCH IN AMERICA BOARD OF PENSIONS	0	17.793	17.793
**D	TELUS FOREIGN EQUITY ACTIVE BETA MASTER POOL	0	56.049	56.049
**D	INDIANA PUBLIC EMPLOYEES RETIREMENT FUND	0	17.352	17.352
**D	RAYTHEON MASTER PENSION TRUST	0	169.196	169.196
**D	TRUST FUND ADVISORS INTERNATIONAL GROUP	0	18.611	18.611
**D	TELUS FOREIGN EQUITY ACTIVE ALPHA POOL	0	134.018	134.018
**D	RENAISSANCE GLOBAL SMALL-CAP FUND	0	19.588	19.588
**D	STICHTING PENSIOENFONDS HORECA & CATERING	0	119.035	119.035
**D	DILICO DIVERSIFIED INTERNATIONAL EQUITY	0	16.658	16.658
**D	ULLICO INTERNATIONAL SMALL CAP FUND	0	209.095	209.095
**D	ENHANCED RAFI SMALL INTERNATIONAL LP	0	18.479	18.479
4	PAMPINI ANGELO	22.176	0	22.176
5	RAVALLETTI GERMANA	0	0	0
DE*	COOP LOMBARDA S.C.R.L.	0	7.443.328	7.443.328
DE*	COOPERATIVA ADRIATICA SCARL	0	332.709.679	332.709.679
DE*	COOPERATIVA RENO SCARL	0	169.623	169.623
DE*	UNICOOP TIRRENO SOCIETA' COOPERATIVA	0	97.789.089	97.789.089

Assemblea Ordinaria del 15 aprile 2015
(2^ Convocazione del 16 aprile 2015)

LISTA ESITO DELLE VOTAZIONE
Oggetto: Relazione sulla remunerazione

Badge	Ragione Sociale	
6	NADALINI IORIS	
Totale voti		479.657.492
Percentuale votanti %		84,145740
Percentuale Capitale %		63,416871

FAVOREVOLI

Proprio	Delega	Totale
7.770	0	7.770

Azionisti:
Azionisti in proprio:

88 Teste:
3 Azionisti in delega:

5
85

Pagina 9

Assemblea Ordinaria del 15 aprile 2015
(2^ Convocazione del 16 aprile 2015)

ESITO VOTAZIONE

Oggetto : Azioni proprie

Hanno partecipato alla votazione:

-n° 184 azionisti, portatori di n° 570.963.562 azioni
ordinarie, di cui n° 570.963.562 ammesse al voto,
pari al 75,488704% del capitale sociale.

Hanno votato:

		% Azioni Ordinarie Rappresentate (Quorum deliberativo)	% Azioni Ammesse al voto	%Cap. Soc.
Favorevoli	471.413.739	82,564593	82,564593	62,326941
Contrari	50.795.753	8,896496	8,896496	6,715850
Sub Totale	<u>522.209.492</u>	91,461089	91,461089	69,042791
Astenuti	40.154.070	7,032685	7,032685	5,308883
Non Votanti	8.600.000	1,506226	1,506226	1,137030
Sub totale	<u>48.754.070</u>	8,538911	8,538911	6,445913
Totale	<u>570.963.562</u>	100,000000	100,000000	75,488704



Assemblea Ordinaria del 15 aprile 2015
(2^ Convocazione del 16 aprile 2015)

LISTA ESITO DELLE VOTAZIONE

Oggetto: Azioni proprie

CONTRARI

Badge	Ragione Sociale	Proprio	Delega	Totale
3	DE CINQUE GIUSEPPE	0	0	0
**D	MLPRO SEG FOR EXCLSVB BENFT OF CUST	0	2.053.224	2.053.224
**D	CC&L ALL STRATEGIES FUND	0	6.700	6.700
**D	AMP INTERNATIONAL PROP INDEX FD HEDGED	0	82.533	82.533
**D	FCP CIC PIERRE	0	840.000	840.000
**D	INDEX MOTHER FUND EUROPE REIT	0	1.772	1.772
**D	SHINKO GLOBAL REIT INDEX MOTHER FUND	0	5.300	5.300
**D	DAIWA SEKAI REIT INDEX MOTHER FUND	0	3.950	3.950
**D	DAIWA GLOBAL REIT INDEX MOTHER FUND	0	6.650	6.650
**D	EQ / REAL ESTATE PLUS PORTFOLIO	0	4.681	4.681
**D	URS CORPORATION 401K RETIREMENT PLAN 600	0	204.213	204.213
**D	LFP FONCIERES EUROPE	0	38.636	38.636
**D	FCP UAPCOMPT IMMOBILLER	0	206.966	206.966
**D	AXA AEDIFICANDI	0	2.882.154	2.882.154
**D	H5BC FTSE EPRA/NAREIT DEVELOPED ETF	0	33.790	33.790
**D	SCHRODER FUND HOLDINGS 2 (LUX) SARL	0	3.359.990	3.359.990
**D	SCHRODER INTERNATIONAL SELECTION FUND	0	2.075.960	2.075.960
**D	JPMORGAN INVESTMENT FUNDS	0	5.381.898	5.381.898
**D	AVIVA INVESTORS AVIVA INVESTORS LUX	0	107.937	107.937
**D	JPMORGAN EUROPEAN INVESTMENT TRUST PLC	0	451.382	451.382
**D	SCHRODER INTERNATIONAL DIVERSIFIED VALUE	0	12.008	12.008
**D	ONEPATH GLOBAL LISTED PROP INDEX POOL	0	74.034	74.034
**D	PIONEER INVESTMENT MANAGEMENT SGREA/AZIONARIO CRESCITA	0	665.275	665.275
**D	PIONEER ASSET MANAGEMENT S.A.	0	266.468	266.468
**D	THE NOMURA TRUST AND BANKING CLFD RE NIK INTL R.IND. NO H.M	0	21.671	21.671
**D	SEI LUPUS ALPHA PAN EUROPEAN SMALL CAP POOL	0	489.132	489.132
**D	SEI GLOBAL MASTER FUND PLC	0	357.967	357.967
**D	WELLS STREET OFFSHORE LTD	0	8.932.061	8.932.061
**D	COLONIAL FIRST STATE INVESTMENTS LTD.	0	142.762	142.762
**D	LEGAL AND GENERAL ASSURANCE PENSIONS MANAGEMENT LIMITED	0	496.543	496.543
**D	AEGON CUSTODY B.V	0	50.127	50.127
**D	UBS FUND MGT (CH) AG	0	39.336	39.336
**D	UBS FUND MANAGEMENT (SWITZERLAND) AG	0	125.534	125.534
**D	ARROWSTREET CAPITAL GLOBAL EQUITY LONG/SHORT FEEDER FUND LIMITED	0	265.910	265.910
**D	NUMERIC MULTI STRATEGY LEVERED MN OFFSHORE FUND LTD	0	19.700	19.700
**D	NUMERIC ABSOLUTE RETURN FUND LP	0	12.100	12.100
**D	INTERNATIONAL MONETARY FUND	0	16.492	16.492
**D	THE ALLIANCEBERNSTEIN POOLING PTF - ALLIANCE VOL MNGM PTF	0	22.734	22.734
**D	SPDR DOW JONES GLOBAL REAL ESTATE FUND	0	27.244	27.244
**D	TR+ CUST SERV BK LTD AIF SHINKO GLOBAL REIT INDEX MOTHER FUND	0	11.600	11.600
**D	MET INVESTOR SERIES TRUST-ALLIANCE GLOBAL DYNAMIC ALL PTF	0	33.446	33.446
**D	UAW RETIREE MEDICAL BENEFITS TRUST	0	8.392	8.392
**D	TIFF INVESTMENT PROGRAM, INC - TIFF MULTI-ASSET FUND	0	3.215.457	3.215.457

Azionisti: 97
Azionisti in proprio: 0

Teste: 1
Azionisti in delega: 97

Pagina 1

Assemblea Ordinaria del 15 aprile 2015
(2^ Convocazione del 16 aprile 2015)

LISTA ESITO DELLE VOTAZIONE

Oggetto: Azioni proprie

CONTRARI

Badge	Regione Sociale	Proprio	Delega	Totale
**D	MARYLAND STATE RETIREMENT & PENSION SYSTEM	0	38.498	38.498
**D	MERCER QIF CCF	0	111.510	111.510
**D	CITY OF NEW YORK GROUP TRUST	0	128.476	128.476
**D	SSGA SDR ETFS EUROPE II PUBLIC LIMITED COMPANY	0	59.299	59.299
**D	WISDOMTREE ISSUER PUBLIC LIMITED COMPANY	0	70.793	70.793
**D	WASHINGTON STATE INVESTMENT BOARD	0	36.771	36.771
**D	WISDOMTREE EUROPE SMALLCAP DIVIDEND FUND	0	3.058.721	3.058.721
**D	WISDOMTREE INTERNATIONAL SMALLCAP DIVIDEND FUND	0	1.216.080	1.216.080
**D	WISDOMTREE EUROPE HEDGED SMALLCAP EQUITY FUND	0	228.562	228.562
**D	SS BK AND TRUST COMPANY INV FUNDS FOR TAXEXEMPT RETIREMENT PL	0	418.712	418.712
**D	AXA WORLD FUNDS	0	1.325.092	1.325.092
**D	UBS ETF	0	28.216	28.216
**D	IEM 40LK PLUS PLAN	0	119.427	119.427
**D	STATE OF ALASKA RETIREMENT AND BENEFITS PLANS	0	2.004	2.004
**D	SPDR DOW JONES GLOBAL REAL ESTATE ETF	0	592.487	592.487
**D	SPDR S&P WORLD (EX-US) ETF	0	157.968	157.968
**D	SPDR S&P INTERNATIONAL SMALL CAP ETF	0	32.714	32.714
**D	SPDR DOW JONES WILSHIRE INTERNATIONAL REAL ESTATE ETF	0	3.485.859	3.485.859
**D	SSGA EMU SMALL CAP ALPHA EQUITY FUND	0	160.489	160.489
**D	SSGA EMU INDEX REAL ESTATE FUND	0	77.124	77.124
**D	MSCI EAFE SMALL CAP PROV INDEX SEC COMMON TR F	0	75.182	75.182
**D	NTGI-QM COMMON DAILY ALL COUNWD EX-US INV MKT INDEX F NONLEND	0	14.085	14.085
**D	GENERAL ORGANISATION FOR SOCIAL INSURANCE	0	124.727	124.727
**D	URBAN REDEVELOPMENT AUTHORITY	0	7.399	7.399
**D	NATIONAL COUNCIL FOR SOCIAL SECURITY FUND, P.R.C	0	23.883	23.883
**D	NORTHERN TRUST GLOBAL INVESTMENTS COLLECTIVE FUNDS TRUST	0	586.639	586.639
**D	NORTHERN FUNDS GLOBAL REAL ESTATE INDEX FUND	0	358.328	358.328
**D	NEW ZEALAND SUPERANNUATION FUND	0	254.819	254.819
**D	CITY OF LOS ANGELES FIRE AND POLICE PENSION PLAN	0	58.642	58.642
**D	CITY OF LOS ANGELES FIRE AND POLICE PENSION PLAN	0	26.300	26.300
**D	FORD MOTOR COMPANY OF CANADA, LIMITED PENSION TRUST	0	2.609	2.609
**D	DYED PENSION FUND	0	1.413.866	1.413.866
**D	WHEELS COMMON INVESTMENT FUND	0	6.366	6.366
**D	NORTHERN TRUST UCITS COMMON CONTRACTUAL FUND	0	28.873	28.873
**D	MUNICIPAL EMPLOYEES' ANNUITY AND BENEFIT FUND OF CHICAGO	0	40.853	40.853
**D	NORTHERN TRUST UCITS FGR FUND	0	220.265	220.265
**D	BNY MELLON GLOBAL FUNDS PLC	0	274.890	274.890
**D	SLI GLOBAL SICAV GLOBAL FOCUSEDSTRATEGIES FUND	0	70.977	70.977
**D	FIRST TRUST FTSE EPRA NAREIT GLOBAL	0	25.933	25.933
**D	DEUTSCHE X-TRACKERS MSCI EMU HEDGED EQUITY ETF	0	1.925	1.925
**D	VFM GLOBAL SMALL COMPANIES TRUST	0	343.536	343.536
**D	WORKCOVER CORPORATION OF SOUTH AUSTRALIA	0	36.692	36.692
**D	STG PFDS V.D. GRAFISCHE	0	101.118	101.118

Assemblea Ordinaria del 15 aprile 2015
(2^ Convocazione del 16 aprile 2015)

LISTA ESITO DELLE VOTAZIONE

Oggetto: Azioni proprie

CONTRARI

Badge	Ragione Sociale	Proprio	Delega	Totale
**D	STC. PFDS. AHOLD MANDATE NORTHERN	0	37.089	37.089
**D	CNP ASSUR PIERRE	0	290.507	290.507
**D	PRINCIPAL FUNDS INC GLOBAL DIVERSIFIED INCOME FUND	0	1.194.077	1.194.077
**D	ALASKA PERMANENT FUND CORPORATION	0	2.445	2.445
**D	BNY MELLON EMPLOYEE BENEFIT COLLECTIVE INVESTMENT FUND PLAN	0	1.671	1.671
**D	ARROWSTREEF US GROUP TRUST	0	286.903	286.903
**D	SEMPRA ENERGY PENSION MASTER TRUST	0	5.491	5.491
**D	STICHTING PENSIOENFONDS HORECA & CATERING	0	119.035	119.035
**D	CF DV ACWT EX-U.S. IMI FUND	0	1.821	1.821
**D	ROGERSCASEY TARGET SOLUTIONS LLC.	0	11.328	11.328
**D	RIVER AND MERCANTILE WORLD RECOVERY FUND	0	325.000	325.000
**D	MINISTER FOR FINANCE (ISIF MANAGED AND CONTROLLED BY NTMA)	0	19.948	19.948

Totale voti 50.795.753
 Percentuale votanti % 8,896496
 Percentuale Capitale % 6,715850

Assemblea Ordinaria del 15 aprile 2015
(2^ Convocazione del 16 aprile 2015)

LISTA ESITO DELLE VOTAZIONE

Oggetto: Azioni proprie

ASTENUTI

Badge	Ragione Sociale	Proprio	Delega	Totale
1	LOMBARDI EMILY	0	0	0
**D	QUANTUM STRATEGIC PARTNERS LTD.	0	38.182.431	38.182.431
3	DE CINQUE GIUSEPPE	0	0	0
**D	EURIZON EASY FUND EQUITY ITALY LTE	0	194.104	194.104
**D	EURIZON EASY FUND EQUITY ITALY	0	173.700	173.700
**D	EURIZONCAPITAL SGR S.P.A. - EURIZON AZIONI ITALIA	0	327.000	327.000
**D	EURIZONCAPITAL SGR S.P.A. - EURIZON AZIONI PMI ITALIA	0	1.276.835	1.276.835

Totale voti 40.154.070
 Percentuale votanti % 7,032685
 Percentuale Capitale % 5,308883



Assemblea Ordinaria del 15 aprile 2015
(2^ Convocazione del 16 aprile 2015)

LISTA ESITO DELLE VOTAZIONE

Oggetto: Azioni proprie

NON VOTANTI

Badge	Ragione Sociale	Proprio	Delega	Totale
3	DE CINQUE GIUSEPPE	0	0	0
**D	CHALLENGE FUNDS	0	1.500.000	1.500.000
**D	ERSEL ASSET MANAGEMENT S.G.R. - ERSEL AM FONDERSEL PMI	0	300.000	300.000
**D	MEDIOLANUM GESTIONE FONDI SGR SPA - FLESSIBILE STRATEGICO	0	3.500.000	3.500.000
**D	MEDIOLANUM GESTIONE FONDI SGR SPA - FLESSIBILE ITALIA	0	2.500.000	2.500.000
**D	MEDIOLANUM GESTIONE FONDI SGR SPA - FLESSIBILE SVILUPPO ITAL	0	800.000	800.000

Totale voti 8.600.000

Percentuale votanti % 1,506226

Percentuale Capitale % 1,137030

Assemblea Ordinaria del 15 aprile 2015
(2^ Convocazione del 16 aprile 2015)

LISTA ESITO DELLE VOTAZIONE

Oggetto: Azioni proprie

FAVOREVOLI

Badge	Ragione Sociale	Proprio	Delega	Totale
2	RIZZARDI RAFFAELE	329.000	225.850	554.850
3	DE CINQUE GIUSEPPE	0	0	0
**D	VANGUARD TOTAL WORLD STOCK INDEX FUND	0	55.105	55.105
**D	VANGUARD FTSE ALL WORD SMALL CAP IND FUN	0	302.466	302.466
**D	VANGUARD GLOBAL EX-US REAL ESTATE INDEX	0	941.254	941.254
**D	WELL TRCO NA MULTI. COLLECT. INV FUND	0	736.196	736.196
**D	HOVR-GLASS LISTED PROPERTY SECTOR TRUST	0	65.367	65.367
**D	VANGUARD INVESTMENT SERIES, PLC	0	58.446	58.446
**D	SAS TRUSTEE CORPORATION	0	174.373	174.373
**D	PARTNER REINSURANCE EUROPE LTD	0	109.668	109.668
**D	VANGUARD INTERNATIONAL PROPERTY SECURITI	0	421.753	421.753
**D	VANGUARD INTERNATIONAL SMALL COMPANIES I	0	10.503	10.503
**D	STATE OF CALIFORNIA MASTER TRUST	0	108.406	108.406
**D	TEACHERS RETIREMENT SYSTEM OF OKLAHOMA	0	737.963	737.963
**D	GOLDMAN SACHS INTERN SMALL CAP INSIGHT F	0	609.459	609.459
**D	PUBLIC EMPLOYEES RETIREMENT SYSTEM OF OH	0	161.854	161.854
**D	VANGUARD TOTAL INTERNATIONAL STOCK INDEX	0	2.168.533	2.168.533
**D	VANGUARD INTERNATIONAL EXPLORER FUND	0	1.892.969	1.892.969
**D	GOLDMAN SACHS GLOBAL SMALL COMPANIES	0	168.436	168.436
**D	HSBC GROUP HONG KONG LOCAL STAFF RETIREMENT BENEFIT SCHEME	0	14.297	14.297
**D	BLACKROCK INDEX SELECTION FUND	0	257.233	257.233
**D	NFS LIMITED	0	118.888	118.888
**D	LA FRANCAISE AM FUND	0	953.879	953.879
**D	HIGH HAITH MASTER INVESTORS (CAYMAN) L.P. OGIER FIDUCIARY SERVICES (CAYMAN) LIMITED	0	594.422	594.422
**D	COLONIAL FIRST STATE INVESTMENTS LTD.	0	260.675	260.675
**D	GOVERNMENT OF NORWAY	0	3.747.164	3.747.164
**D	SCHWAB INTERNATIONAL SMALL-CAP EQUITY ETF	0	88.550	88.550
**D	INTERNATIONAL MONETARY FUND	0	21.413	21.413
**D	GENERAL MOTORS HOURLY-RATE EMPLOYEES PENSION TRUST	0	5.055	5.055
**D	DIGNITY HEALTH	0	58.490	58.490
**D	THE HARTFORD INTERNATIONAL SMALL COMPANY FUND	0	1.182.150	1.182.150
**D	THRIVENT PARTNER WORLDWIDE ALLOCATION FUND	0	87.064	87.064
**D	THRIVENT PARTNER WORLDWIDE ALLOCATION PORTFOLIO	0	174.130	174.130
**D	CALIFORNIA PUBLIC EMPLOYEES RETIREMENT SYSTEM	0	1.356.831	1.356.831
**D	CALIFORNIA STATE TEACHERS RETIREMENT SYSTEM	0	107.638	107.638
**D	THE WELLINGTON TR CO NAT ASS MULT COMM EUROPE SMALLER CO PTF	0	38.607	38.607
**D	THE WELLINGTON TR CO NAT ASS MULT COLLECTIVE INV F TRUST II	0	592.379	592.379
**D	ISHARES DEVELOPED SMALL-CAP EX NORTH AMERICA ETF	0	12.496	12.496
**D	ISHARES EUROPE DEVELOPED REAL ESTATE ETF	0	103.020	103.020
**D	ISHARES INTERNATIONAL DEVELOPED REAL ESTATE ETF	0	469.371	469.371
**D	ISHARES INTERNATIONAL DEVELOPED PROPERTY ETF	0	66.703	66.703
**D	BLACKROCK INST TRUST CO NA INV FUNDSFOR EMPLOYEE BENEFIT TR	0	3.520.712	3.520.712
**D	ISHARES MSCI EUROPE IMI ETF	0	18.128	18.128

Assemblea Ordinaria del 15 aprile 2015
(2^ Convocazione del 16 aprile 2015)

IMMOBILIARE GRANDE DISTRIBUZIONE Sng S.p.A.

LISTA ESITO DELLE VOTAZIONE

Oggetto: Azioni proprie

FAVOREVOLI

Badge	Ragione Sociale	Proprio	Delega	Totale
**D	ISHARES GLOBAL BEIT ETF	0	6.256	6.256
**D	CONNECTICUT GENERAL LIFE INSURANCE COMPANY	0	3.662	3.662
**D	BLACKROCK CDN GLOBAL DEVELOPED REAL ESTATE INDEX FUND	0	235.883	235.883
**D	BGI MSCI EAFE SMALL CAP EQUITY INDEX FUND B	0	138.140	138.140
**D	BLACKROCK MSCI WORLD SMALL CAP EQ ESG SCREENED INDEX FUND B	0	12.187	12.187
**D	DEVELOPED REAL ESTATE INDEX FUND B	0	18.470	18.470
**D	IEM 401K PLUS PLAN	0	225.417	225.417
**D	OREGON PUBLIC EMPLOYEES RETIREMENT SYSTEM	0	636.676	636.676
**D	COLLEGE RETIREMENT EQUITIES FUND	0	364.783	364.783
**D	THE WELLINGTON TR CO NAT ASS MULT COMM INT SMALL CAP OPPORT	0	505.704	505.704
**D	ISHARES II PUBLIC LIMITED COMPANY	0	315.898	315.898
**D	ISHARES PUBLIC LIMITED COMPANY	0	4.473.062	4.473.062
**D	ISHARES VII PLC	0	94.921	94.921
**D	LOS ANGELES CITY EMPLOYEES RETIREMENT SYSTEM	0	35.237	35.237
**D	FIDELITY SELECT PORTFOLIOS: FIDELITY INTERNATIONAL REAL ESTATE F	0	2.156.488	2.156.488
**D	BNYMTD UKLD AS TRUSTEE OF BLACKROCK GLOBAL PROPERTY SECURITIES	0	245.555	245.555
**D	EVANGELICAL LUTHERAN CHURCH IN AMERICA BOARD OF PENSIONS	0	17.793	17.793
**D	TELUS FOREIGN EQUITY ACTIVE BETA MASTER POOL	0	56.049	56.049
**D	INDIANA PUBLIC EMPLOYEES RETIREMENT FUND	0	17.352	17.352
**D	RAYTHEON MASTER PENSION TRUST	0	169.196	169.196
**D	TRUST FUND ADVISORS INTERNATIONAL GROUP	0	18.611	18.611
**D	TELUS FOREIGN EQUITY ACTIVE ALPHA POOL	0	134.018	134.018
**D	RENAISSANCE GLOBAL SMALL-CAP FUND	0	19.588	19.588
**D	ULLICO DIVERSIFIED INTERNATIONAL EQUITY	0	16.658	16.658
**D	ULLICO INTERNATIONAL SMALL CAP FUND	0	209.095	209.095
**D	ENHANCED RAFI SMALL INTERNATIONAL LP	0	18.479	18.479
4	PAMPINI ANGELO	22.176	0	22.176
5	RAVAIOLI GERMANA	0	0	0
DE*	COOP LOMBARDIA S.C.R.L	0	7.443.328	7.443.328
DE*	COOPERATIVA ADRIATICA SCARL	0	332.709.679	332.709.679
DE*	COOPERATIVA RENO SCARL	0	169.623	169.623
DE*	UNICOOP TIRRENO SOCIETA' COOPERATIVA	0	97.789.089	97.789.089
6	NADALINI LORIS	7.770	0	7.770
Totale voti				471.413.739
Percentuale votanti %				82,564593
Percentuale Capitale %				62,326941

Assemblea Ordinaria del 15 aprile 2015
(2^ Convocazione del 16 aprile 2015)

ESITO VOTAZIONE

Oggetto : **Determinazione numero componenti CDA**

Hanno partecipato alla votazione:

-n° 184 azionisti, portatori di n° 570.963.562 azioni
ordinarie, di cui n° 570.963.562 ammesse al voto,
pari al 75,488704% del capitale sociale.

Hanno votato:

		% Azioni Ordinarie Rappresentate (Quorum deliberativo)	% Azioni Ammesse al voto	%Cap. Soc.
Favorevoli	562.341.386	98,489890	98,489890	74,348742
Contrari	0	0,000000	0,000000	0,000000
Sub Totale	<u>562.341.386</u>	98,489890	98,489890	74,348742
Astenuti	22.176	0,003884	0,003884	0,002932
Non Votanti	8.600.000	1,506226	1,506226	1,137030
Sub totale	<u>8.622.176</u>	1,510110	1,510110	1,139962
Totale	<u>570.963.562</u>	100,000000	100,000000	75,488704



Assemblea Ordinaria del 15 aprile 2015
(2^ Convocazione del 16 aprile 2015)

LISTA ESITO DELLE VOTAZIONE
Oggetto: Determinazione numero componenti CDA

CONTRARI

Badge Ragione Sociale
Totale voti 0
Percentuale votanti % 0,000000
Percentuale Capitale % 0,000000

Proprio Delega Totale

Azionisti: 0 Teste:
Azionisti in proprio: 0 Azionisti in delega:

Pagina 1

0 0


Assemblea Ordinaria del 15 aprile 2015
(2^ Convocazione del 16 aprile 2015)

LISTA ESITO DELLE VOTAZIONE
Oggetto: Determinazione numero componenti CDA

ASTENUTI

Badge	Ragione Sociale	Proprio	Delega	Totale
4	PAMPINI ANGELO	22.176	0	22.176

Totale voti 22.176
Percentuale votanti % 0,003884
Percentuale Capitale % 0,002932



Azionisti in proprio: 1
Azionisti in delega: 1

Pagina 2

1
0

Assemblea Ordinaria del 15 aprile 2015
(2^ Convocazione del 16 aprile 2015)

LISTA ESITO DELLE VOTAZIONE

Oggetto: Determinazione numero componenti CDA

NON VOTANTI

Badge	Ragione Sociale	Proprio	Delega	Totale
3	DE CINQUE GIUSEPPE	0	0	0
**D	CHALLENGE FUNDS	0	1.500.000	1.500.000
**D	ERSEL ASSET MANAGEMENT S.G.R. - ERSEL AM FONDERSEL PMI	0	300.000	300.000
**D	MEDIOLANUM GESTIONE FONDI SGR SPA - FLESSIBILE STRATEGICO	0	3.500.000	3.500.000
**D	MEDIOLANUM GESTIONE FONDI SGR SPA - FLESSIBILE ITALIA	0	2.500.000	2.500.000
**D	MEDIOLANUM GESTIONE FONDI SGR SPA - FLESSIBILE SVILUPPO ITAL	0	800.000	800.000

Totale voti 8.600.000
 Percentuale votanti % 1,506226
 Percentuale Capitale % 1,137030

Azionisti: 5 Teste: 1 Pagina 3
 Azionisti in proprio: 0 Azionisti in delega: 5

LISTA ESITO DELLE VOTAZIONE
Oggetto: Determinazione numero componenti CDA

FAVOREVOLI

Badge	Ragione Sociale	Proprio	Delega	Totale
1	LOMBARDI EMILY	0	0	0
DE*	QUANTUM STRATEGIC PARTNERS LTD.	0	38.182.431	38.182.431
2	RIZZARDI RAFFAELE	329.000	225.850	554.850
3	DE CINQUE GIUSEPPE	0	0	0
**D	MLPRO SEG FOR EXCLSVS BENFT OF CUST	0	2.053.224	2.053.224
**D	CC&L ALL STRATEGIES FUND	0	6.700	6.700
**D	VANGUARD TOTAL WORLD STOCK INDEX FUND	0	55.105	55.105
**D	VANGUARD FTSE ALL WORD SMALL CAP IND FUN	0	302.466	302.466
**D	VANGUARD GLOBAL EX-US REAL ESTATE INDEX	0	941.254	941.254
**D	WELL TRCO NA MULTI. COLLECT. INV FUND	0	736.196	736.196
**D	AMP INTERNATIONAL PROP INDEX FD HEDGED	0	82.533	82.533
**D	HOUR-GLASS LISTED PROPERTY SECTOR TRUST	0	65.367	65.367
**D	FCP CIC PIERRE	0	840.000	840.000
**D	INDEX MOTHER FUND EUROPE REIT	0	1.772	1.772
**D	SHINKO GLOBAL REIT INDEX MOTHER FUND	0	5.300	5.300
**D	DAIWA SEKAI REIT INDEX MOTHER FUND	0	3.950	3.950
**D	DAIWA GLOBAL REIT INDEX MOTHER FUND	0	6.650	6.650
**D	VANGUARD INVESTMENT SERIES, PLC	0	58.446	58.446
**D	SAS TRUSTEE CORPORATION	0	174.373	174.373
**D	PARTNER REINSURANCE EUROPE LTD	0	109.668	109.668
**D	VANGUARD INTERNATIONAL PROPERTY SECURITI	0	421.753	421.753
**D	VANGUARD INTERNATIONAL SMALL COMPANIES I	0	10.503	10.503
**D	STATE OF CALIFORNIA MASTER TRUST	0	108.406	108.406
**D	TEACHERS RETIREMENT SYSTEM OF OKLAHOMA	0	737.963	737.963
**D	GOLDMAN SACHS INTERN SMALL CAP INSIGHT F	0	609.459	609.459
**D	PUBLIC EMPLOYEES RETIREMENT SYSTEM OF OH	0	161.854	161.854
**D	VANGUARD TOTAL INTERNATIONAL STOCK INDEX	0	2.168.533	2.168.533
**D	VANGUARD INTERNATIONAL EXPLORER FUND	0	1.892.969	1.892.969
**D	EQ / REAL ESTATE PLUS PORTFOLIO	0	4.681	4.681
**D	URS CORPORATION 401K RETIREMENT PLAN 600	0	204.213	204.213
**D	GOLDMAN SACHS GLOBAL SMALL COMPANIES	0	168.436	168.436
**D	HSBC GROUP HONG KONG LOCAL STAFF RETIREMENT BENEFIT SCHEME	0	14.297	14.297
**D	LEP FONCIERES EUROPE	0	38.636	38.636
**D	FCP UAPCOMPT IMMOBILIER	0	206.966	206.966
**D	AXA AEDIFICANDI	0	2.882.154	2.882.154
**D	BLACKROCK INDEX SELECTION FUND	0	257.233	257.233
**D	W&S LIMITED	0	118.888	118.888
**D	HSBC FTSE EPRA/NAREIT DEVELOPED ETF	0	33.790	33.790
**D	SCHRODER FUND HOLDINGS 2 (LUX) SARL	0	3.359.990	3.359.990
**D	SCHRODER INTERNATIONAL SELECTION FUND	0	2.075.960	2.075.960
**D	JPMORGAN INVESTMENT FUNDS	0	5.381.898	5.381.898
**D	AVIVA INVESTORS AVIVA INVESTORS LUX	0	107.937	107.937
**D	JPMORGAN EUROPEAN INVESTMENT TRUST PLC	0	451.382	451.382

Assemblea Ordinaria del 15 aprile 2015
(2^ Convocazione del 16 aprile 2015)

LISTA ESITO DELLE VOTAZIONE

Oggetto: Determinazione numero componenti CDA

FAVOREVOLI

Badge	Ragione Sociale	Proprio	Delega	Totale
**D	SCHRODER INTERNATIONAL DIVERSIFIED VALUE	0	12.008	12.008
**D	LA FRANCAISE AM FUND	0	953.879	953.879
**D	ONEPATH GLOBAL LISTED PROP INDEX POOL	0	74.034	74.034
**D	PIONEER INVESTMENT MANAGEMENT SGREA/AZIONARIO CRESCITA	0	665.275	665.275
**D	PIONEER ASSET MANAGEMENT S.A.	0	266.468	266.468
**D	THE NOMURA TRUST AND BANKING CLTD RE NLK INTL R.IND. NO H.M	0	21.671	21.671
**D	SEI LUPUS ALPHA PAN EUROPEAN SMALL CAP POOL	0	489.132	489.132
**D	SEI GLOBAL MASTER FUND PLC	0	357.967	357.967
**D	EURIZON EASY FUND EQUITY ITALY LTE	0	194.104	194.104
**D	EURIZON EASY FUND EQUITY ITALY	0	173.700	173.700
**D	HIGH HALTH MASTER INVESTORS (CAYMAN) I.P. OGIER FIDUCIARY SERVICES (CAYMAN) LIMITED	0	594.422	594.422
**D	WELLS STREET OFFSHORE LTD	0	8.932.061	8 932.061
**D	COLONIAL FIRST STATE INVESTMENTS LTD.	0	142.762	142.762
**D	LEGAL AND GENERAL ASSURANCE PENSIONS MANAGEMENT LIMITED	0	496.543	496.543
**D	COLONIAL FIRST STATE INVESTMENTS LTD.	0	260.675	260.675
**D	AEGON CUSTODY B.V	0	50.127	50.127
**D	UBS FUND MGT (CH) AG	0	39.336	39.336
**D	UBS FUND MANAGEMENT (SWITZERLAND) AG	0	125.534	125.534
**D	ARROWSTREET CAPITAL GLOBAL EQUITY LONG/SHORT FEEDER FUND LIMITED	0	265.910	265.910
**D	GOVERNMENT OF NORWAY	0	3.747.164	3 747.164
**D	NUMERIC MULTI STRATEGY LEVERED MN OFFSHORE FUND LTD	0	19.700	19.700
**D	NUMERIC ABSOLUTE RETURN FUND LP	0	12.100	12.100
**D	SCHWAB INTERNATIONAL SMALL-CAP EQUITY ETF	0	88.550	88.550
**D	INTERNATIONAL MONETARY FUND	0	16.492	16.492
**D	INTERNATIONAL MONETARY FUND	0	21.413	21.413
**D	THE ALLIANCEBERNSTEIN POOLING PTF - ALLIANCEB VOL MNGM PTF	0	22.734	22.734
**D	SPDR DOW JONES GLOBAL REAL ESTATE FUND	0	27.244	27.244
**D	GENERAL MOTORS HOURLY-RATE EMPLOYERS PENSION TRUST	0	5.055	5.055
**D	TR+ CUST SERV BK LTD AFF SHINKO GLOBAL REIT INDEX MOTHER FUND	0	11.600	11.600
**D	DIGNITY HEALTH	0	58.490	58.490
**D	NET INVESTOR SERIES TRUST-ALLIANC GLOBAL DYNAMIC ALL PTF	0	33.446	33.446
**D	UAW RETIREE MEDICAL BENEFITS TRUST	0	8.392	8.392
**D	THE HARTFORD INTERNATIONAL SMALL COMPANY FUND	0	1.182.150	1.182.150
**D	TIFF INVESTMENT PROGRAM, INC - TIFF MULTI-ASSET FUND	0	3.215.457	3.215.457
**D	MARYLAND STATE RETIREMENT & PENSION SYSTEM	0	38.498	38.498
**D	MERCER OIF CCF	0	111.510	111.510
**D	CITY OF NEW YORK GROUP TRUST	0	128.476	128.476
**D	THRIVENT PARTNER WORLDWIDE ALLOCATION FUND	0	87.064	87.064
**D	THRIVENT PARTNER WORLDWIDE ALLOCATION PORTFOLIO	0	174.130	174.130
**D	SSGA SPDR ETFS EUROPE II PUBLIC LIMITED COMPANY	0	59.299	59.299
**D	CALIFORNIA STATE TEACHERS RETIREMENT SYSTEM	0	1.356.831	1.356.831
**D	CALIFORNIA STATE TEACHERS RETIREMENT SYSTEM	0	107.638	107.638
**D	THE WELLINGTON TR CO NAT ASS MULT COMM EUROPE SMALLER CO PTF	0	38.607	38.607

LISTA ESITO DELLE VOTAZIONE

Oggetto: Determinazione numero componenti CDA

FAVOREVOLI

Badge	Ragione Sociale	Proprio	Delega	Totale
**D	THE WELLINGTON TR CO NAT ASS MULT COLLECTIVE INV F TRUST II	0	592.379	592.379
**D	WISDOMTREE ISSUER PUBLIC LIMITED COMPANY	0	70.793	70.793
**D	WASHINGTON STATE INVESTMENT BOARD	0	36.771	36.771
**D	WASHINGTON EUROPE SMALLCAP DIVIDEND FUND	0	3.058.721	3.058.721
**D	WISDOMTREE INTERNATIONAL SMALLCAP DIVIDEND FUND	0	1.216.080	1.216.080
**D	WISDOMTREE EUROPE HEDGED SMALLCAP EQUITY FUND	0	228.562	228.562
**D	SS BK AND TRUST COMPANY INV FUNDS FOR TAXEXEMPT RETIREMENT PL	0	418.712	418.712
**D	AXA WORLD FUNDS	0	1.325.092	1.325.092
**D	UBS ETF	0	28.216	28.216
**D	ISHARES DEVELOPED SMALL-CAP EX NORTH AMERICA ETF	0	12.496	12.496
**D	ISHARES EUROPE DEVELOPED REAL ESTATE ETF	0	103.020	103.020
**D	ISHARES INTERNATIONAL DEVELOPED REAL ESTATE ETF	0	469.371	469.371
**D	ISHARES INTERNATIONAL DEVELOPED PROPERTY ETF	0	66.703	66.703
**D	BLACKROCK INST TRUST CO NA INV FUNDSFOR EMPLOYEE BENEFIT TR	0	3.520.712	3.520.712
**D	ISHARES MSCI EUROPE IMI ETF	0	18.128	18.128
**D	ISHARES GLOBAL REIT ETF	0	6.256	6.256
**D	CONNECTICUT GENERAL LIFE INSURANCE COMPANY	0	3.662	3.662
**D	BLACKROCK CDN GLOBAL DEVELOPED REAL ESTATE INDEX FUND	0	235.883	235.883
**D	BGI MSCI EAFE SMALL CAP EQUITY INDEX FUND B	0	138.140	138.140
**D	BLACKROCK MSCI WORLD SMALL CAP EQ ESG SCREENED INDEX FUND B	0	12.187	12.187
**D	DEVELOPED REAL ESTATE INDEX FUND B	0	18.470	18.470
**D	IEM 401K PLUS PLAN	0	225.417	225.417
**D	IEM 401K PLUS PLAN	0	119.427	119.427
**D	OREGON PUBLIC EMPLOYEES RETIREMENT SYSTEM	0	636.676	636.676
**D	STATE OF ALASKA RETIREMENT AND BENEFITS PLANS	0	2.004	2.004
**D	COLLEGE RETIREMENT EQUITIES FUND	0	364.783	364.783
**D	SPDR DOW JONES GLOBAL REAL ESTATE ETF	0	592.487	592.487
**D	SPDR S&P WORLD (EX-US) ETF	0	157.968	157.968
**D	SPDR S&P INTERNATIONAL SMALL CAP ETF	0	32.714	32.714
**D	SPDR DOW JONES WILSHIRE INTERNATIONAL REAL ESTATE ETF	0	3.485.859	3.485.859
**D	SSGA EMU SMALL CAP ALPHA EQUITY FUND	0	160.489	160.489
**D	SSGA EMU INDEX REAL ESTATE FUND	0	77.124	77.124
**D	THE WELLINGTON TR CO NAT ASS MULT COMM INT SMALL CAP OPPORT	0	505.704	505.704
**D	MSCI EAFE SMALL CAP PROV INDEX SEC COMMON TR F	0	75.182	75.182
**D	ISHARES II PUBLIC LIMITED COMPANY	0	315.898	315.898
**D	ISHARES PUBLIC LIMITED COMPANY	0	4.473.062	4.473.062
**D	ISHARES VII PLC	0	94.921	94.921
**D	NTGI-QM COMMON DAILY ALL COUNWD EX-US INV MKT INDEX F NONLEND	0	14.085	14.085
**D	GENERAL ORGANISATION FOR SOCIAL INSURANCE	0	124.727	124.727
**D	UREAN REDEVELOPMENT AUTHORITY	0	7.399	7.399
**D	NATIONAL COUNCIL FOR SOCIAL SECURITY FUND, P.R.C	0	23.883	23.883
**D	NORTHERN TRUST GLOBAL INVESTMENTS COLLECTIVE FUNDS TRUST	0	586.639	586.639
**D	NORTHERN FUNDS GLOBAL REAL ESTATE INDEX FUND	0	358.328	358.328

Azionisti:
Azionisti in proprio:

178

Teste:

2

Azionisti in delega:

5

176

LISTA ESITO DELLE VOTAZIONE

Oggetto: Determinazione numero componenti CDA

FAVOREVOLI

Badge	Ragione Sociale	Proprio	Delega	Totale
**D	NEW ZEALAND SUPERANNUATION FUND	0	254.819	254.819
**D	LOS ANGELES CITY EMPLOYEES RETIREMENT SYSTEM	0	35.237	35.237
**D	CITY OF LOS ANGELES FIRE AND POLICE PENSION PLAN	0	58.642	58.642
**D	CITY OF LOS ANGELES FIRE AND POLICE PENSION PLAN	0	26.300	26.300
**D	FORD MOTOR COMPANY OF CANADA, LIMITED PENSION TRUST	0	2.609	2.609
**D	DYFED PENSION FUND	0	1.413.866	1.413.866
**D	WHEELS COMMON INVESTMENT FUND	0	6.366	6.366
**D	NORTHERN TRUST UCITS COMMON CONTRACTUAL FUND	0	28.873	28.873
**D	MUNICIPAL EMPLOYEES' ANNUITY AND BENEFIT FUND OF CHICAGO	0	40.853	40.853
**D	NORTHERN TRUST UCITS FGR FUND	0	220.265	220.265
**D	EURIZONCAPITAL SCR S.P.A. - EURIZON AZIONI ITALIA	0	327.000	327.000
**D	EURIZONCAPITAL SCR S.P.A. - EURIZON AZIONI PMI ITALIA	0	1.276.835	1.276.835
**D	BNY MELLON GLOBAL FUNDS FIC	0	274.890	274.890
**D	FIDELITY SELECT PORTFOLIOS: FIDELITY INTERNATIONAL REAL ESTATE F	0	2.156.488	2.156.488
**D	SLI GLOBAL SICAV GLOBAL FOCUSEDSTRATEGIES FUND	0	70.977	70.977
**D	FIRST TRUST FTSE EPRA NAREIT GLOBAL	0	25.933	25.933
**D	BNYMTD UKLTD AS TRUSTEE OF BLACKROCK GLOBAL PROPERTY SECURITIES	0	245.555	245.555
**D	DEUTSCHE X-TRACKERS MSCI EMU HEDGED EQUITY ETF	0	1.925	1.925
**D	VFM GLOBAL SMALL COMPANIES TRUST	0	343.536	343.536
**D	WORKCOVER CORPORATION OF SOUTH AUSTRALIA	0	36.692	36.692
**D	STG PFDS V.D. GRAFISCHE	0	101.118	101.118
**D	STG. PFDS. AHOLD MANDATE NORTHERN	0	37.089	37.089
**D	CNP ASSUR PIERRE	0	290.507	290.507
**D	PRINCIPAL FUNDS INC GLOBAL DIVERSIFIED INCOME FUND	0	1.194.077	1.194.077
**D	ALASKA PERMANENT FUND CORPORATION	0	2.445	2.445
**D	BNY MELLON EMPLOYEE BENEFIT COLLECTIVE INVESTMENT FUND PLAN	0	1.671	1.671
**D	EVANGELICAL LUTHERAN CHURCH IN AMERICA BOARD OF PENSIONS	0	17.793	17.793
**D	TELUS FOREIGN EQUITY ACTIVE BETA MASTER POOL	0	56.049	56.049
**D	INDIANA PUBLIC EMPLOYEES RETIREMENT FUND	0	17.352	17.352
**D	RAYTHEON MASTER PENSION TRUST	0	169.196	169.196
**D	ARROWSTREET US GROUP TRUST	0	286.903	286.903
**D	SEMPRA ENERGY PENSION MASTER TRUST	0	5.491	5.491
**D	TRUST FUND ADVISORS INTERNATIONAL GROUP	0	18.611	18.611
**D	TELUS FOREIGN EQUITY ACTIVE ALPHA POOL	0	134.018	134.018
**D	RENAISSANCE GLOBAL SMALL-CAP FUND	0	19.588	19.588
**D	STICHTING PERSIOENFONDS HORECA & CATERING	0	119.035	119.035
**D	ULLICO DIVERSIFIED INTERNATIONAL EQUITY	0	16.658	16.658
**D	ULLICO INTERNATIONAL SMALL CAP FUND	0	209.095	209.095
**D	CF DV ACWI EX-U.S. IMI FUND	0	1.821	1.821
**D	ROGERSCASEY TARGET SOLUTIONS LLC.	0	11.328	11.328
**D	ENHANCED PAFI SMALL INTERNATIONAL LP	0	18.479	18.479
**D	RIVER AND MERCANTILE WORLD RECOVERY FUND	0	325.000	325.000
**D	MINISTER FOR FINANCE (ISIF MANAGED AND CONTROLLED BY NINMA)	0	19.948	19.948

15 aprile 2015 12.20.59

IMMOBILIARE GRANDE DISTRIBUZIONE Ssq S.p.A.

Assemblea Ordinaria del 15 aprile 2015
(2^ Convocazione del 16 aprile 2015)

LISTA ESITO DELLE VOTAZIONE

Oggetto: Determinazione numero componenti CDA

FAVOREVOLI

Badge	Ragione Sociale	Proprio	Delega	Totale
5	RAVALOLI GERMANA	0	0	0
DE*	COOP LOMBARDIA S.C.R.L	0	7.443.328	7.443.328
DE*	COOPERATIVA ADRIATICA SCARL	0	332.709.679	332.709.679
DE*	COOPERATIVA RENO SCARL	0	169.623	169.623
DE*	UNICOOP TIRRENO SOCIETA' COOPERATIVA	0	97.789.089	97.789.089
6	NADALINI LORIS	7.770	0	7.770

Totale voti 562.341.386

Percentuale votanti % 98,489890

Percentuale Capitale % 74,348742



Azionisti:
Azionisti in proprio:

178 Teste:
2 Azionisti in delega:

5
176

Pagina 8

Assemblea Ordinaria del 15 aprile 2015
(2^ Convocazione del 16 aprile 2015)

ESITO VOTAZIONE


Oggetto : **Determinazione durata CDA**

Hanno partecipato alla votazione:

-n° 184 azionisti, portatori di n° 570.963.562 azioni
ordinarie, di cui n° 570.963.562 ammesse al voto,
pari al 75,488704% del capitale sociale.

Hanno votato:

		% Azioni Ordinarie Rappresentate (Quorum deliberativo)	% Azioni Ammesse al voto	%Cap. Soc.
Favorevoli	562.363.562	98,493774	98,493774	74,351674
Contrari	0	0,000000	0,000000	0,000000
Sub Totale	<u>562.363.562</u>	98,493774	98,493774	74,351674
Astenuti	0	0,000000	0,000000	0,000000
Non Votanti	8.600.000	1,506226	1,506226	1,137030
Sub totale	<u>8.600.000</u>	1,506226	1,506226	1,137030
Totale	<u>570.963.562</u>	100,000000	100,000000	75,488704



Assemblea Ordinaria del 15 aprile 2015
(2^ Convocazione del 16 aprile 2015)

LISTA ESITO DELLE VOTAZIONE
Oggetto: Determinazione durata CDA

CONTRARI

Badge	Ragione Sociale	Proprio	Delega	Totale
Totale voti				
Percentuale votanti %	0			
Percentuale Capitale %	0,000000			
	0,000000			

Azionisti: 0
Azionisti in proprio: 0

0 Teste:
0 Azionisti in delega:

Pagina 1

Assemblea Ordinaria del 15 aprile 2015
(2^ Convocazione del 16 aprile 2015)

LISTA ESITO DELLE VOTAZIONE
Oggetto: Determinazione durata CDA

ASTENUTI

Badge	Ragione Sociale	Proprio	Delega	Totale
Totale voti	0			
Percentuale votanti %	0,000000			
Percentuale Capitale %	0,000000			



Azionisti:
Azionisti in proprio: 0
Azionisti in delega: 0
Teste: 0

Assemblea Ordinaria del 15 aprile 2015
(2^ Convocazione del 16 aprile 2015)

LISTA ESITO DELLE VOTAZIONE
Oggetto: Determinazione durata CDA

NON VOTANTI

Badge	Ragione Sociale	Proprio	Delega	Totale
3	DE CINQUE GIUSEPPE	0	0	0
**D	CHALLENGE FUNDS	0	1.500.000	1.500.000
**D	ERSEL ASSET MANAGEMENT S.G.R. - ERSEL AM FONDERSEL PMI	0	300.000	300.000
**D	MEDICLIANUM GESTIONE FONDI SGR SPA - FLESSIBILE STRATEGICO	0	3.500.000	3.500.000
**D	MEDICLIANUM GESTIONE FONDI SGR SPA - FLESSIBILE ITALIA	0	2.500.000	2.500.000
**D	MEDICLIANUM GESTIONE FONDI SGR SPA - FLESSIBILE SVILUPPO ITAL	0	800.000	800.000

Totale voti 8.600.000
 Percentuale votanti % 1,506226
 Percentuale Capitale % 1,137050

Azionisti in proprio: 5
 Azionisti in delega: 0

Teste: 1
 Azionisti in delega: 5

LISTA ESITO DELLE VOTAZIONE
Oggetto: Determinazione durata CDA

FAVOREVOLI

Badge	Ragione Sociale	Proprio	Delega	Totale
1	LOMBARDI EMILY	0	0	0
DE*	QUANTUM STRATEGIC PARTNERS LTD.	329.000	38.182.431	38.182.431
2	RIZZARDI RAFFAELE	0	225.850	225.850
3	DE CINQUE GIUSEPPE	0	0	0
**D	MLPRO SEG FOR EXCLVSE BENFFT OF CUST	0	2.053.224	2.053.224
**D	CC&L ALL STRATEGIES FUND	0	6.700	6.700
**D	VANGUARD TOTAL WORLD STOCK INDEX FUND	0	55.105	55.105
**D	VANGUARD FTSE ALL WORD SMALL CAP IND FUN	0	302.466	302.466
**D	VANGUARD GLOBAL EX-US REAL ESTATE INDEX	0	941.254	941.254
**D	WELL TRCO NA MULTI. COLLECT. INV FUND	0	736.196	736.196
**D	AMP INTERNATIONAL PROP INDEX FD HEDGED	0	82.533	82.533
**D	HOOR-GLASS LISTED PROPERTY SECTOR TRUST	0	65.367	65.367
**D	FCP CIC PIERRE	0	840.000	840.000
**D	INDEX MOTHER FUND EUROPE REIT	0	1.772	1.772
**D	SHINKO GLOBAL REIT INDEX MOTHER FUND	0	5.300	5.300
**D	DAIWA SEKAI REIT INDEX MOTHER FUND	0	3.950	3.950
**D	DAIWA GLOBAL REIT INDEX MOTHER FUND	0	6.650	6.650
**D	SAS TRUSTEE CORPORATION	0	58.446	58.446
**D	PARTNER REINSURANCE EUROPE LTD	0	174.373	174.373
**D	VANGUARD INTERNATIONAL PROPERTY SECURITI	0	109.668	109.668
**D	VANGUARD INTERNATIONAL SMALL COMPANIES I	0	421.753	421.753
**D	STATE OF CALIFORNIA MASTER TRUST	0	10.503	10.503
**D	TEACHERS RETIREMENT SYSTEM OF OKLAHOMA	0	108.406	108.406
**D	GOLDMAN SACHS INTERN SMALL CAP INSIGHT F	0	737.963	737.963
**D	PUBLIC EMPLOYEES RETIREMENT SYSTEM OF OH	0	609.459	609.459
**D	VANGUARD TOTAL INTERNATIONAL STOCK INDEX	0	161.854	161.854
**D	VANGUARD INTERNATIONAL EXPLORER FUND	0	2.168.533	2.168.533
**D	EQ / REAL ESTATE PLUS PORTFOLIO	0	1.892.969	1.892.969
**D	URS CORPORATION 401K RETIREMENT PLAN 600	0	4.681	4.681
**D	GOLDMAN SACHS GLOBAL SMALL COMPANIES	0	204.213	204.213
**D	HSBC GROUP HONG KONG LOCAL STAFF RETIREMENT BENEFIT SCHEME	0	168.436	168.436
**D	LFP FONCIERES EUROPE	0	14.297	14.297
**D	FCP VAPCOMPET IMMOBILIER	0	38.636	38.636
**D	AXA AEDIFICANDI	0	206.966	206.966
**D	BLACKROCK INDEX SELECTION FUND	0	2.882.154	2.882.154
**D	NFS LIMITED	0	257.233	257.233
**D	ES&C FTSE EPRA/NAREIT DEVELOPED ETF	0	118.888	118.888
**D	SCHRODER FUND HOLDINGS 2 (LUX) SARL	0	33.790	33.790
**D	SCHRODER INTERNATIONAL SELECTION FUND	0	3.359.990	3.359.990
**D	SCHRODER INVESTMENT FUNDS	0	2.075.960	2.075.960
**D	JPMORGAN INVESTMENT FUNDS	0	5.381.898	5.381.898
**D	AVIVA INVESTORS AVIVA INVESTORS LUX	0	107.937	107.937
**D	JPMORGAN EUROPEAN INVESTMENT TRUST PLC	0	451.382	451.382

IMMOBILIARE GRANDE DISTRIBUZIONE Siiq S.p.A.

Assemblea Ordinaria del 15 aprile 2015
(2^ Convocazione del 16 aprile 2015)LISTA ESITO DELLE VOTAZIONE
Oggetto: Determinazione durata CDA

FAVOREVOLI

Badge	Ragione Sociale	Proprio	Delega	Totale
**D	SCHRODER INTERNATIONAL DIVERSIFIED VALUE	0	12.008	12.008
**D	LA FRANCAISE AM FUND	0	953.879	953.879
**D	ONEPATH GLOBAL LISTED PROP INDEX POOL	0	74.034	74.034
**D	PIONEER INVESTMENT MANAGEMENT SCRPA/AZIONARIO CRESCITA	0	665.275	665.275
**D	PIONEER ASSET MANAGEMENT S.A.	0	266.468	266.468
**D	THE NOMURA TRUST AND BANKING CLTD RE NIK INTL R.IND. WO H.M	0	21.671	21.671
**D	SET LOPUS ALPHA PAN EUROPEAN SMALL CAP POOL	0	489.132	489.132
**D	SEI GLOBAL MASTER FUND PLC	0	357.967	357.967
**D	EURIZON EASY FUND EQUITY ITALY	0	194.104	194.104
**D	EURIZON EASY FUND EQUITY ITALY	0	173.700	173.700
**D	HIGH HAITH MASTER INVESTORS (CAYMAN) L.P. OGIER FIDUCIARY SERVICES (CAYMAN) LIMITED	0	594.422	594.422
**D	WELLS STREET OFFSHORE LTD	0	8.932.061	8.932.061
**D	COLONIAL FIRST STATE INVESTMENTS LTD.	0	142.762	142.762
**D	LEGAL AND GENERAL ASSURANCE PENSIONS MANAGEMENT LIMITED	0	496.543	496.543
**D	COLONIAL FIRST STATE INVESTMENTS LTD.	0	260.675	260.675
**D	ARGON CUSTODY B.V	0	50.127	50.127
**D	UBS FUND MGT (CH) AG	0	39.336	39.336
**D	UBS FUND MANAGEMENT (SWITZERLAND) AG	0	125.534	125.534
**D	ARROWSTREET CAPITAL GLOBAL EQUITY LONG/SHORT FEEDER FUND LIMITED	0	265.910	265.910
**D	GOVERNMENT OF NORWAY	0	3.747.164	3.747.164
**D	NUMERIC MULTI STRATEGY LEVERED MN OFFSHORE FUND LTD	0	19.700	19.700
**D	NUMERIC ABSOLUTE RETURN FUND LP	0	12.100	12.100
**D	SCHWAB INTERNATIONAL SMALL-CAP EQUITY ETF	0	88.550	88.550
**D	INTERNATIONAL MONETARY FUND	0	16.492	16.492
**D	THE ALLIANCEBERNSTEIN POOLING PFF - ALLIANCES VOL MNGM PTF	0	21.413	21.413
**D	SPDR DOW JONES GLOBAL REAL ESTATE FUND	0	22.734	22.734
**D	GENERAL MOTORS HOURLY-RATE EMPLOYEES PENSION TRUST	0	27.244	27.244
**D	TR+ CUST SERV BK LTD ATF SHINKO GLOBAL REIT INDEX MOTHER FUND	0	5.055	5.055
**D	DIGNITY HEALTH	0	11.600	11.600
**D	MET INVESTOR SERIES TRUST-ALLIANCE GLOBAL DYNAMIC ALL PTF	0	58.490	58.490
**D	UAW RETIREE MEDICAL BENEFITS TRUST	0	33.446	33.446
**D	THE HARTFORD INTERNATIONAL SMALL COMPANY FUND	0	8.392	8.392
**D	TIFF INVESTMENT PROGRAM, INC - TIFF MULTI-ASSET FUND	0	1.182.150	1.182.150
**D	MARYLAND STATE RETIREMENT & PENSION SYSTEM	0	3.215.457	3.215.457
**D	MERCER QIF CCF	0	38.498	38.498
**D	CITY OF NEW YORK GROUP TRUST	0	111.510	111.510
**D	THRIVENT PARTNER WORLDWIDE ALLOCATION FUND	0	128.476	128.476
**D	THRIVENT PARTNER WORLDWIDE ALLOCATION PORTFOLIO	0	87.064	87.064
**D	SSGA SPDR EFPs EUROPE II PUBLIC LIMITED COMPANY	0	174.130	174.130
**D	CALIFORNIA PUBLIC EMPLOYEES RETIREMENT SYSTEM	0	59.299	59.299
**D	CALIFORNIA STATE TEACHERS RETIREMENT SYSTEM	0	1.356.831	1.356.831
**D	THE WELLINGTON TR CO NAT ASS MULT COMM EUROPE SMALLER CO PTF	0	107.638	107.638
**D		0	38.607	38.607

Pagina 5

Azionisti: 179 Teste: 6
 Azionisti in proprio: 3 Azionisti in delega: 176

LISTA ESITO DELLE VOTAZIONE
Oggetto: Determinazione durata CDA

FAVOREVOLI

Badge	Ragione Sociale	Proprio	Delega	Totale
**D	THE WELLINGTON TR CO NAT ASS MULT COLLECTIVE INV F TRUST II	0	592.379	592.379
**D	WISDOMTREE ISSUER PUBLIC LIMITED COMPANY	0	70.793	70.793
**D	WASHINGTON STATE INVESTMENT BOARD	0	36.771	36.771
**D	WISDOMTREE EUROPE SMALLCAP DIVIDEND FUND	0	3.058.721	3.058.721
**D	WISDOMTREE INTERNATIONAL SMALLCAP DIVIDEND FUND	0	1.216.080	1.216.080
**D	WISDOMTREE EUROPE HEDGED SMALLCAP EQUITY FUND	0	228.562	228.562
**D	SS BK AND TRUST COMPANY INV FUNDS FOR TAXEXEMPT RETIREMENT PL	0	418.712	418.712
**D	AXA WORLD FUNDS	0	1.325.092	1.325.092
**D	UBS ETF	0	28.216	28.216
**D	ISHARES DEVELOPED SMALL-CAP EX NORTH AMERICA ETF	0	12.496	12.496
**D	ISHARES EUROPE DEVELOPED REAL ESTATE ETF	0	103.020	103.020
**D	ISHARES INTERNATIONAL DEVELOPED REAL ESTATE ETF	0	469.371	469.371
**D	ISHARES INTERNATIONAL DEVELOPED PROPERTY ETF	0	66.703	66.703
**D	BLACKROCK INST TRUST CO NA INV FUNDS FOR EMPLOYEES BENEFIT TR	0	3.520.712	3.520.712
**D	ISHARES MSCI EUROPE IMI ETF	0	18.128	18.128
**D	ISHARES GLOBAL REIT ETF	0	6.256	6.256
**D	CONNECTICUT GENERAL LIFE INSURANCE COMPANY	0	3.662	3.662
**D	BLACKROCK CDN GLOBAL DEVELOPED REAL ESTATE INDEX FUND	0	235.883	235.883
**D	BGI MSCI EAFE SMALL CAP EQUITY INDEX FUND B	0	138.140	138.140
**D	BLACKROCK MSCI WORLD SMALL CAP EQ ESG SCREENED INDEX FUND B	0	12.187	12.187
**D	DEVELOPED REAL ESTATE INDEX FUND B	0	18.470	18.470
**D	IBM 401K PLUS PLAN	0	225.417	225.417
**D	IBM 401K PLUS PLAN	0	119.427	119.427
**D	OREGON PUBLIC EMPLOYEES RETIREMENT SYSTEM	0	636.676	636.676
**D	STATE OF ALASKA RETIREMENT AND BENEFITS PLANS	0	2.004	2.004
**D	COLLEGE RETIREMENT EQUITIES FUND	0	364.783	364.783
**D	SPDR DOW JONES GLOBAL REAL ESTATE ETF	0	592.487	592.487
**D	SPDR S&P WORLD (EX-US) ETF	0	157.968	157.968
**D	SPDR S&P INTERNATIONAL SMALL CAP ETF	0	32.714	32.714
**D	SPDR DOW JONES WILSHIRE INTERNATIONAL REAL ESTATE ETF	0	3.485.859	3.485.859
**D	SSGA EMU SMALL CAP ALPHA EQUITY FUND	0	160.489	160.489
**D	SSGA EMU INDEX REAL ESTATE FUND	0	77.124	77.124
**D	THE WELLINGTON TR CO NAT ASS MULT COMM INT SMALL CAP OPPORT	0	505.704	505.704
**D	MSCI EAFE SMALL CAP PROV INDEX SEC COMMON TR F	0	75.182	75.182
**D	ISHARES II PUBLIC LIMITED COMPANY	0	315.898	315.898
**D	ISHARES PUBLIC LIMITED COMPANY	0	4.473.062	4.473.062
**D	ISHARES VII PLC	0	94.921	94.921
**D	NTGI-QM COMMON DAILY ALL COUNWD EX-US INV MKT INDEX F NONLEND	0	14.085	14.085
**D	GENERAL ORGANISATION FOR SOCIAL INSURANCE	0	124.727	124.727
**D	GREEN REDEVELOPMENT AUTHORITY	0	7.399	7.399
**D	NATIONAL COUNCIL FOR SOCIAL SECURITY FUND, P.R.C	0	23.883	23.883
**D	NORTHERN TRUST GLOBAL INVESTMENTS COLLECTIVE FUNDS TRUST	0	586.639	586.639
**D	NORTHERN FUNDS GLOBAL REAL ESTATE INDEX FUND	0	358.328	358.328

Azionisti: 179 Teste: 6
Azionisti in proprio: 3 Azionisti in delega: 176

LISTA ESITO DELLE VOTAZIONE
Oggetto: Determinazione durata CDA

FAVOREVOLI

Badge	Ragione Sociale	Proprio	Delega	Totale
**D	NEW ZEALAND SUPERANNUATION FUND	0	254.819	254.819
**D	LOS ANGELES CITY EMPLOYEES RETIREMENT SYSTEM	0	35.237	35.237
**D	CITY OF LOS ANGELES FIRE AND POLICE PENSION PLAN	0	58.642	58.642
**D	CITY OF LOS ANGELES FIRE AND POLICE PENSION PLAN	0	26.300	26.300
**D	FORD MOTOR COMPANY OF CANADA, LIMITED PENSION TRUST	0	2.609	2.609
**D	DYED PENSION FUND	0	1.413.866	1.413.866
**D	WHEELS COMMON INVESTMENT FUND	0	6.366	6.366
**D	NORTHERN TRUST UCITS COMMON CONTRACTUAL FUND	0	28.873	28.873
**D	MUNICIPAL EMPLOYEES' ANNUITY AND BENEFIT FUND OF CHICAGO	0	40.853	40.853
**D	NORTHERN TRUST UCITS FGR FUND	0	220.265	220.265
**D	EURIZONCAPITAL SGR S.P.A. - EURIZON AZIONI ITALIA	0	327.000	327.000
**D	EURIZONCAPITAL SGR S.P.A. - EURIZON AZIONI PMI ITALIA	0	1.276.835	1.276.835
**D	BNY MELLON GLOBAL FUNDS PLC	0	274.890	274.890
**D	FIDELITY SELECT PORTFOLIOS: FIDELITY INTERNATIONAL REAL ESTATE F	0	2.156.488	2.156.488
**D	SLI GLOBAL SICAV GLOBAL FOCUSEDSTRATEGIES FUND	0	70.977	70.977
**D	FIRST TRUST FTSE EPRA NAREIT GLOBAL	0	25.933	25.933
**D	BNYMTD UKLTD AS TRUSTEE OF BLACKROCK GLOBAL PROPERTY SECURITIES	0	245.555	245.555
**D	DEUTSCHE X-TRACKERS MSCI EMU HEDGED EQUITY ETF	0	1.925	1.925
**D	VEM GLOBAL SMALL COMPANIES TRUST	0	343.536	343.536
**D	WORKCOVER CORPORATION OF SOUTH AUSTRALIA	0	36.692	36.692
**D	STG PFDS V.D. GRAFISCHE	0	101.118	101.118
**D	STG. PFDS. AHOLD MANDATE NORTHERN	0	37.089	37.089
**D	CNP ASSUR PIERRE	0	290.507	290.507
**D	PRINCIPAL FUNDS INC GLOBAL DIVERSIFIED INCOME FUND	0	1.194.077	1.194.077
**D	ALASKA PERMANENT FUND CORPORATION	0	2.445	2.445
**D	BNY MELLON EMPLOYEE BENEFIT COLLECTIVE INVESTMENT FUND PLAN	0	1.671	1.671
**D	EVANGELICAL LUTHERAN CHURCH IN AMERICA BOARD OF PENSIONS	0	17.793	17.793
**D	TELUS FOREIGN EQUITY ACTIVE BETA MASTER POOL	0	56.049	56.049
**D	INDIANA PUBLIC EMPLOYEES RETIREMENT FUND	0	17.352	17.352
**D	RAYTHEON MASTER PENSION TRUST	0	169.196	169.196
**D	ARROWSTREET US GROUP TRUST	0	286.903	286.903
**D	SEMPRA ENERGY PENSION MASTER TRUST	0	5.491	5.491
**D	TRUST FUND ADVISORS INTERNATIONAL GROUP	0	18.611	18.611
**D	TELUS FOREIGN EQUITY ACTIVE ALPHA POOL	0	134.018	134.018
**D	RENAISSANCE GLOBAL SMALL-CAP FUND	0	19.588	19.588
**D	STICHTING PENSIOENFONDS HORECA & CATERING	0	119.035	119.035
**D	ULLICO DIVERSIFIED INTERNATIONAL EQUITY	0	16.658	16.658
**D	ULLICO INTERNATIONAL SMALL CAP FUND	0	209.095	209.095
**D	CF DV ACWI EX-U.S. IMI FUND	0	1.821	1.821
**D	ROGERSCASEY TARGET SOLUTIONS LLC.	0	11.328	11.328
**D	ENHANCED RAFI SMALL INTERNATIONAL LP	0	18.479	18.479
**D	RIVER AND MERCANTILE WORLD RECOVERY FUND	0	325.000	325.000
**D	MINISTER FOR FINANCE (ISIF MANAGED AND CONTROLLED BY NTWA)	0	19.948	19.948

Assemblea Ordinaria del 15 aprile 2015
(2^ Convocazione del 16 aprile 2015)

LISTA ESITO DELLE VOTAZIONE
Oggetto: Determinazione durata CDA

Badge	Ragione Sociale
4	PAMPINI ANGELO
5	RAVAIOLI GERMANA
DE*	COOP LOMBARDIA S.C.R.L
DE*	COOPERATIVA ADRIATICA SCARL
DE*	COOPERATIVA RENO SCARL
DE*	UNICOOP TIRRENO SOCIETA' COOPERATIVA
6	NADALINI FORIS

Totale voti 562.363.562
Percentuale votanti % 98,493774
Percentuale Capitale % 74,351674

FAVOREVOLI

Proprio	Delega	Totale
22.176	0	22.176
0	0	0
0	7.443.328	7.443.328
0	332.709.679	332.709.679
0	169.623	169.623
0	97.789.089	97.789.089
7.770	0	7.770



Azionisti:
Azionisti in proprio:

179 Teste:
3 Azionisti in delega:

6
176

Pagina 8

Assemblea Ordinaria del 15 aprile 2015
(2^ Convocazione del 16 aprile 2015)

ESITO VOTAZIONE

Oggetto : **Determinazione compenso CDA**

Hanno partecipato alla votazione:

-n° 184 azionisti, portatori di n° 570.963.562 azioni
ordinarie, di cui n° 570.031.819 ammesse al voto,
pari al 75,365516% del capitale sociale.

Hanno votato:

		% Azioni Ordinarie Rappresentate (Quorum deliberativo)	% Azioni Ammesse al voto	%Cap. Soc.
Favorevoli	451.737.427	79,247756	79,247756	59,725480
Contrari	65.614.793	11,510725	11,510725	8,675117
Sub Totale	<u>517.352.220</u>	90,758481	90,758481	68,400597
Astenuti	44.079.599	7,732831	7,732831	5,827888
Non Votanti	8.600.000	1,508688	1,508688	1,137030
Sub totale	<u>52.679.599</u>	9,241519	9,241519	6,964918
Totale	<u>570.031.819</u>	100,000000	100,000000	75,365516



Assemblea Ordinaria del 15 aprile 2015
(2^ Convocazione del 16 aprile 2015)

LISTA ESITO DELLE VOTAZIONE
Oggetto: Determinazione compenso CDA

CONTRARI

Badge	Ragione Sociale	Proprio	Delega	Totale
3	DE CINQUE GIUSEPPE	0	0	0
**D	MLPFO SEG FOR EXCLVSE BENFT OF CUST	0	2.053.224	2.053.224
**D	CC&L ALL STRATEGIES FUND	0	6.700	6.700
**D	WELL TRCO NA MULTI. COLLECT. INV FUND	0	736.196	736.196
**D	AMP INTERNATIONAL PROF INDEX FD HEDGED	0	82.533	82.533
**D	INDEX MOTHER FUND EUROPE REIT	0	1.772	1.772
**D	SHINKO GLOBAL REIT INDEX MOTHER FUND	0	5.300	5.300
**D	DAIWA SEKAI REIT INDEX MOTHER FUND	0	3.950	3.950
**D	DAIWA SEKAI REIT INDEX MOTHER FUND	0	6.650	6.650
**D	STATE OF CALIFORNIA MASTER TRUST	0	108.406	108.406
**D	TEACHERS RETIREMENT SYSTEM OF OKLAHOMA	0	737.963	737.963
**D	GOLDMAN SACHS INTERN SMALL CAP INSIGHT F	0	609.459	609.459
**D	PUBLIC EMPLOYEES RETIREMENT SYSTEM OF OH	0	161.854	161.854
**D	EQ / REAL ESTATE PLUS PORTFOLIO	0	4.681	4.681
**D	URS CORPORATION 401K RETIREMENT PLAN 600	0	204.213	204.213
**D	GOLDMAN SACHS GLOBAL SMALL COMPANIES	0	168.436	168.436
**D	HSCB GROUP HONG KONG LOCAL STAFF RETIREMENT BENEFIT SCHEME	0	14.297	14.297
**D	LFP FONCIERES EUROPE	0	38.636	38.636
**D	FCP VAPCOMPT IMMOBILIER	0	206.966	206.966
**D	AXA AEDIFICANDI	0	2.882.154	2.882.154
**D	BLACKROCK INDEX SELECTION FUND	0	257.233	257.233
**D	NFS LIMITED	0	118.888	118.888
**D	SCHRODER FUND HOLDINGS 2 (LUX) SARL	0	3.359.990	3.359.990
**D	SCHRODER INTERNATIONAL SELECTION FUND	0	2.075.960	2.075.960
**D	JPMORGAN INVESTMENT FUNDS	0	5.381.898	5.381.898
**D	AVIVA INVESTORS AVIVA INVESTORS LUX	0	107.937	107.937
**D	JPMORGAN EUROPEAN INVESTMENT TRUST PLC	0	451.382	451.382
**D	SCHRODER INTERNATIONAL DIVERSIFIED VALUE	0	12.008	12.008
**D	ONEPATH GLOBAL LISTED PROP INDEX POOL	0	74.034	74.034
**D	THE NOMURA TRUST AND BANKING CLTD RE NIK INTL R.IND. NO H.M	0	21.671	21.671
**D	SEI LUPUS ALPHA PAN EUROPEAN SMALL CAP POOL	0	489.132	489.132
**D	SEI GLOBAL MASTER FUND PLC	0	357.967	357.967
**D	HIGH HAITH MASTER INVESTORS (CAYMAN) L.P. OGIER FIDUCIARY SERVICES (CAYMAN) LIMITED	0	594.422	594.422
**D	WELLS STREET OFFSHORE LTD	0	8.932.061	8.932.061
**D	COLONIAL FIRST STATE INVESTMENTS LTD.	0	142.762	142.762
**D	LEGAL AND GENERAL ASSURANCE PENSIONS MANAGEMENT LIMITED	0	496.543	496.543
**D	COLONIAL FIRST STATE INVESTMENTS LTD.	0	260.675	260.675
**D	AEGON CUSTODY B.V	0	50.127	50.127
**D	UBS FUND MGT (CH) AG	0	39.336	39.336
**D	UBS FUND MANAGEMENT (SWITZERLAND) AG	0	125.534	125.534
**D	ARROWSTREET CAPITAL GLOBAL EQUITY LONG/SHORT FEEDER FUND LIMITED	0	265.910	265.910
**D	NUMERIC MULTI STRATEGY LEVERED MN OFFSHORE FUND LTD	0	19.700	19.700
**D	NUMERIC ABSOLUTE RETURN FUND LP	0	12.100	12.100

LISTA ESITO DELLE VOTAZIONE
Oggetto: Determinazione compenso CDA

CONTRARI

Badge	Ragione Sociale	Proprio	Delega	Totale
**D	INTERNATIONAL MONETARY FUND	0	16.492	16.492
**D	INTERNATIONAL MONETARY FUND	0	21.413	21.413
**D	THE ALLIANCEBERNSTEIN POOLING PTF - ALLIANCEB VOL MMGM PTF	0	22.734	22.734
**D	SPDR DOW JONES GLOBAL REAL ESTATE FUND	0	27.244	27.244
**D	GENERAL MOTORS HOURLY-RATE EMPLOYEES PENSION TRUST	0	5.055	5.055
**D	TR+ CUST SERV BK LTD ATF SHINKO GLOBAL REIT INDEX MOTHER FUND	0	11.600	11.600
**D	DIGNITY HEALTH	0	58.490	58.490
**D	MET INVESTOR SERIES TRUST-ALLIANC GLOBAL DYNAMIC ALL PTF	0	33.446	33.446
**D	UAW RETIREE MEDICAL BENEFITS TRUST	0	8.392	8.392
**D	THE HARTFORD INTERNATIONAL SMALL COMPANY FUND	0	1.182.150	1.182.150
**D	TIFF INVESTMENT PROGRAM, INC - TIFF MULTI-ASSET FUND	0	3.215.457	3.215.457
**D	MARYLAND STATE RETIREMENT & PENSION SYSTEM	0	38.498	38.498
**D	MERCER QLF CCF	0	111.510	111.510
**D	CITY OF NEW YORK GROUP TRUST	0	128.476	128.476
**D	THRIVENT PARTNER WORLDWIDE ALLOCATION FUND	0	87.064	87.064
**D	THRIVENT PARTNER WORLDWIDE ALLOCATION PORTFOLIO	0	174.130	174.130
**D	SSGA SPDR ETF EUROPE II PUBLIC LIMITED COMPANY	0	59.299	59.299
**D	CALIFORNIA STATE TEACHERS RETIREMENT SYSTEM	0	107.638	107.638
**D	THE WELLINGTON TR CO NAT ASS MULT COMM EUROPE SMALLER CO PTF	0	38.607	38.607
**D	THE WELLINGTON TR CO NAT ASS MULT COLLECTIVE INV F TRUST II	0	592.379	592.379
**D	WISDOMTREE ISSUER PUBLIC LIMITED COMPANY	0	70.793	70.793
**D	WASHINGTON STATE INVESTMENT BOARD	0	36.771	36.771
**D	WISDOMTREE EUROPE SMALLCAP DIVIDEND FUND	0	3.058.721	3.058.721
**D	WISDOMTREE INTERNATIONAL SMALLCAP DIVIDEND FUND	0	1.216.080	1.216.080
**D	WISDOMTREE EUROPE HEDGED SMALLCAP EQUITY FUND	0	228.562	228.562
**D	SS BK AND TRUST COMPANY INV FUNDS FOR TAXEXEMPT RETIREMENT PL	0	418.712	418.712
**D	AXA WORLD FUNDS	0	1.325.092	1.325.092
**D	UBS ETF	0	28.216	28.216
**D	ISHARES DEVELOPED SMALL-CAP EX NORTH AMERICA ETF	0	12.496	12.496
**D	ISHARES EUROPE DEVELOPED REAL ESTATE ETF	0	103.020	103.020
**D	ISHARES INTERNATIONAL DEVELOPED REAL ESTATE ETF	0	469.371	469.371
**D	ISHARES INTERNATIONAL DEVELOPED PROPERTY ETF	0	66.703	66.703
**D	BLACKROCK INST TRUST CO NA INV FUNDSFOR EMPLOYEE BENEFIT TR	0	3.520.712	3.520.712
**D	ISHARES MSCI EUROPE IMI ETF	0	18.128	18.128
**D	ISHARES GLOBAL REIT ETF	0	6.256	6.256
**D	CONNECTICUT GENERAL LIFE INSURANCE COMPANY	0	3.662	3.662
**D	BLACKROCK CDN GLOBAL DEVELOPED REAL ESTATE INDEX FUND	0	235.883	235.883
**D	BGI MSCI EAFE SMALL CAP EQUITY INDEX FUND B	0	138.140	138.140
**D	BLACKROCK MSCI WORLD SMALL CAP EQ ESG SCREENED INDEX FUND B	0	12.187	12.187
**D	DEVELOPED REAL ESTATE INDEX FUND B	0	18.470	18.470
**D	IBM 401K PLUS PLAN	0	225.417	225.417
**D	IBM 401K PLUS PLAN	0	119.427	119.427
**D	STATE OF ALASKA RETIREMENT AND BENEFITS PLANS	0	2.004	2.004

IMMOBILIARE GRANDE DISTRIBUZIONE Siiq S.p.A.

Assemblea Ordinaria del 15 aprile 2015
(2^ Convocazione del 16 aprile 2015)

LISTA ESITO DELLE VOTAZIONE
Oggetto: Determinazione compenso CDA

CONTRARI

Badge	Ragione Sociale	Proprio	Delega	Totale
**D	SPDR DOW JONES GLOBAL REAL ESTATE ETF	0	592.487	592.487
**D	SPDR S&P WORLD (EX-US) ETF	0	157.968	157.968
**D	SPDR S&P INTERNATIONAL SMALL CAP ETF	0	32.714	32.714
**D	SPDR DOW JONES WILSHIRE INTERNATIONAL REAL ESTATE ETF	0	3.485.859	3.485.859
**D	SSGA EMU SMALL CAP ALPHA EQUITY FUND	0	160.489	160.489
**D	SSGA EMU INDEX REAL ESTATE FUND	0	77.124	77.124
**D	THE WELLINGTON TR CO NAT ASS MULT COMM INT SMALL CAP OPPORT	0	505.704	505.704
**D	MSCI EAFE SMALL CAP PROV INDEX SEC COMMON TR F	0	75.182	75.182
**D	ISHARES II PUBLIC LIMITED COMPANY	0	315.898	315.898
**D	ISHARES PUBLIC LIMITED COMPANY	0	4.473.062	4.473.062
**D	ISHARES VII PLC	0	94.921	94.921
**D	NYGI-OM COMMON DAILY ALL COUNWD EX-US INV MKT INDEX F NONLEND	0	14.085	14.085
**D	GENERAL ORGANISATION FOR SOCIAL INSURANCE	0	124.727	124.727
**D	URBAN REDEVELOPMENT AUTHORITY	0	7.399	7.399
**D	NATIONAL COUNCIL FOR SOCIAL SECURITY FUND, P.R.C	0	23.883	23.883
**D	NORTHERN TRUST GLOBAL INVESTMENTS COLLECTIVE FUNDS TRUST	0	586.639	586.639
**D	NORTHERN FUNDS GLOBAL REAL ESTATE INDEX FUND	0	358.328	358.328
**D	NEW ZEALAND SUPERANNUATION FUND	0	254.819	254.819
**D	LOS ANGELES CITY EMPLOYEES RETIREMENT SYSTEM	0	35.237	35.237
**D	CITY OF LOS ANGELES FIRE AND POLICE PENSION PLAN	0	58.642	58.642
**D	CITY OF LOS ANGELES FIRE AND POLICE PENSION PLAN	0	26.300	26.300
**D	FORD MOTOR COMPANY OF CANADA, LIMITED PENSION TRUST	0	2.609	2.609
**D	DYFED PENSION FUND	0	1.413.866	1.413.866
**D	WHEELS COMMON INVESTMENT FUND	0	6.366	6.366
**D	NORTHERN TRUST UCITS COMMON CONTRACTUAL FUND	0	28.873	28.873
**D	MUNICIPAL EMPLOYEES' ANNUITY AND BENEFIT FUND OF CHICAGO	0	40.853	40.853
**D	NORTHERN TRUST UCITS FGR FUND	0	220.265	220.265
**D	BNY MELLON GLOBAL FUNDS PLC	0	274.890	274.890
**D	SLI GLOBAL SICAV GLOBAL FOCUSEDSTRATEGIES FUND	0	70.977	70.977
**D	FIRST TRUST FTSE EPRA NAREIT GLOBAL	0	25.933	25.933
**D	BNYMND UKLTD AS TRUSTEE OF BLACKROCK GLOBAL PROPERTY SECURITIES	0	245.555	245.555
**D	DEUTSCHE X-TRACKERS MSCI EMU HEDGED EQUITY ETF	0	1.925	1.925
**D	VEM GLOBAL SMALL COMPANIES TRUST	0	343.536	343.536
**D	WORKCOVER CORPORATION OF SOUTH AUSTRALIA	0	36.692	36.692
**D	STG PFDS V.D. GRAFISCHER	0	101.118	101.118
**D	CNP ASSUR PIERRE	0	37.089	37.089
**D	PRINCIPAL FUNDS INC GLOBAL DIVERSIFIED INCOME FUND	0	290.507	290.507
**D	ALASKA PERMANENT FUND CORPORATION	0	1.194.077	1.194.077
**D	BNY MELLON EMPLOYEE BENEFIT COLLECTIVE INVESTMENT FUND PLAN	0	2.445	2.445
**D	EVANGELICAL LUTHERAN CHURCH IN AMERICA BOARD OF PENSIONS	0	1.671	1.671
**D	TELUS FOREIGN EQUITY ACTIVE BETA MASTER POOL	0	17.793	17.793
**D	INDIANA PUBLIC EMPLOYEES RETIREMENT FUND	0	56.049	56.049
**D		0	17.352	17.352

Assemblea Ordinaria del 15 aprile 2015
(2^ Convocazione del 16 aprile 2015)

LISTA ESITO DELLE VOTAZIONE
Oggetto: Determinazione compenso CDA

CONTRARI

Badge	Ragione Sociale	Proprio	Delega	Totale
**D	RAYTHEON MASTER PENSION TRUST	0	169.196	169.196
**D	ARROWSTREET US GROUP TRUST	0	286.903	286.903
**D	SEMPRA ENERGY PENSION MASTER TRUST	0	5.491	5.491
**D	TELUS FOREIGN EQUITY ACTIVE ALPHA POOL	0	134.018	134.018
**D	RENAISSANCE GLOBAL SMALL-CAP FUND	0	19.588	19.588
**D	STICHTING PENSIOENFONDS HORECA & CATERING	0	119.035	119.035
**D	CF DV ACWI EX-U.S. IMI FUND	0	1.821	1.821
**D	ROGERSCASEY TARGET SOLUTIONS LLC.	0	11.328	11.328
**D	MINISTER FOR FINANCE (ISIF MANAGED AND CONTROLLED BY NTMA)	0	19.948	19.948

Totale voti 65.614.793
 Percentuale votanti % 11,510725
 Percentuale Capitale % 8,675117



IMMOBILIARE GRANDE DISTRIBUZIONE Siiq S.p.A.

Assemblea Ordinaria del 15 aprile 2015
(2^ Convocazione del 16 aprile 2015)

LISTA ESITO DELLE VOTAZIONE

Oggetto: Determinazione compenso CDA

ASTENUTI

Badge	Ragione Sociale	Proprio	Delega	Totale
1	LOMBARDI EMILY	0	38.182.431	38.182.431
**D	QUANTUM STRATEGIC PARTNERS LTD.	0	0	0
3	DE CINQUE GIUSEPPE	0	109.668	109.668
**D	PARTNER REINSURANCE EUROPE LTD	0	194.104	194.104
**D	EURIZON EASY FUND EQUITY ITALY LTE	0	173.700	173.700
**D	EURIZON EASY FUND EQUITY ITALY	0	88.550	88.550
**D	SCHWAB INTERNATIONAL SMALL-CAP EQUITY ETF	0	636.676	636.676
**D	OREGON PUBLIC EMPLOYEES RETIREMENT SYSTEM	0	364.783	364.783
**D	COLLEGE RETIREMENT EQUITIES FUND	0	327.000	327.000
**D	EURIZONCAPITAL SGR S.P.A. - EURIZON AZIONI ITALIA	0	1.276.835	1.276.835
**D	EURIZONCAPITAL SGR S.P.A. - EURIZON AZIONI PMI ITALIA	0	2.156.488	2.156.488
**D	FIDELITY SELECT PORTFOLIOS: FIDELITY INTERNATIONAL REAL ESTATE F	0	18.611	18.611
**D	TRUST FUND ADVISORS INTERNATIONAL GROUP	0	16.658	16.658
**D	ULLICO DIVERSIFIED INTERNATIONAL EQUITY	0	209.095	209.095
**D	ULLICO INTERNATIONAL SMALL CAP FUND	0	325.000	325.000
**D	RIVER AND MERCANTILE WORLD RECOVERY FUND	0	0	0

Totale voti 44.079.599
 Percentuale votanti % 7,732831
 Percentuale Capitale % 5,827888

Azionisti:
 Azionisti in proprio:

14 Teste:
 0 Azionisti in delega:

Assemblea Ordinaria del 15 aprile 2015
(2^a Convocazione del 16 aprile 2015)

LISTA ESITO DELLE VOTAZIONE
Oggetto: Determinazione compenso CDA

NON VOTANTI

Badge	Ragione Sociale	Proprio	Delega	Totale
3	DE CINQUE GIUSEPPE	0	0	0
**D	CHALLENGE FUNDS	0	1.500.000	1.500.000
**D	ERSEL ASSET MANAGEMENT S.G.R. - ERSEL AM FONDERSEL PMI	0	300.000	300.000
**D	MEDIOLANUM GESTIONE FONDI SGR SPA - FLESSIBILE STRATEGICO	0	3.500.000	3.500.000
**D	MEDIOLANUM GESTIONE FONDI SGR SPA - FLESSIBILE ITALIA	0	2.500.000	2.500.000
**D	MEDIOLANUM GESTIONE FONDI SGR SPA - FLESSIBILE SVILUPPO ITAL	0	800.000	800.000

Totale voti 8.600.000
Percentuale votanti % 1,508688
Percentuale Capitale % 1,137030



LISTA ESITO DELLE VOTAZIONE
Oggetto: Determinazione compenso CDA

Badge	Ragione Sociale	Proprio	Delega	Totale
3	DE CINQUE GIUSEPPE	0	0	0
**D	PIONEER INVESTMENT MANAGEMENT SGRPA/AZIONARIO CRESCITA	0	665.275	665.275
**D	PIONEER ASSET MANAGEMENT S.A.	0	266.468	266.468

Totale voti 931.743
 Percentuale votanti % 0,163455
 Percentuale Capitale % 0,123188

VOTI ESCLUSI DAL QUORUM Deliberativo

IMMOBILIARE GRANDE DISTRIBUZIONE Siiq S.p.A.

Assemblea Ordinaria del 15 aprile 2015
(2^ Convocazione del 16 aprile 2015)LISTA ESITO DELLE VOTAZIONE
Oggetto: Determinazione compenso CDA

FAVOREVOLI

Badge	Ragione Sociale	Proprio	Delega	Totale
2	RIZZARDI RAFFAELLE	329.000	225.850	554.850
3	DE CINQUE GIUSEPPE	0	0	0
**D	VANGUARD TOTAL WORLD STOCK INDEX FUND	0	55.105	55.105
**D	VANGUARD FTSE ALL WORD SMALL CAP IND FUN	0	302.466	302.466
**D	VANGUARD GLOBAL EX-US REAL ESTATE INDEX	0	941.254	941.254
**D	HOUR-GLASS LISTED PROPERTY SECTOR TRUST	0	65.367	65.367
**D	FCP CIC PIERRE	0	840.000	840.000
**D	VANGUARD INVESTMENT SERIES, PLC	0	58.446	58.446
**D	SAS TRUSTEE CORPORATION	0	174.373	174.373
**D	VANGUARD INTERNATIONAL PROPERTY SECURITI	0	421.753	421.753
**D	VANGUARD INTERNATIONAL SMALL COMPANIES I	0	10.503	10.503
**D	VANGUARD TOTAL INTERNATIONAL STOCK INDEX	0	2.168.533	2.168.533
**D	VANGUARD INTERNATIONAL EXPLORER FUND	0	1.892.969	1.892.969
**D	HSEC FTSE EPRA/NAREIT DEVELOPED ETF	0	33.790	33.790
**D	LA FRANCAISE AM FUND	0	953.879	953.879
**D	GOVERNMENT OF NORWAY	0	3.747.164	3.747.164
**D	CALIFORNIA PUBLIC EMPLOYEES RETIREMENT SYSTEM	0	1.356.831	1.356.831
**D	ENHANCED RAFF SMALL INTERNATIONAL LP	0	18.479	18.479
4	PAMPINI ANGELO	22.176	0	22.176
5	RAVAIOLI GERMANA	0	0	0
DE*	COOP LOMBARDA S.C.R.L	0	7.443.328	7.443.328
DE*	COOPERATIVA ADRIATICA SCARL	0	332.709.679	332.709.679
DE*	COOPERATIVA RENO SCARL	0	169.623	169.623
DE*	UNICOOP TIRRENO SOCIETA' COOPERATIVA	0	97.789.089	97.789.089
6	NADALINI LORIS	7.770	0	7.770
Totale voti		451.737.427		
Percentuale votanti %		79,247756		
Percentuale Capitale %		59,725480		



Assemblea Ordinaria del 15 aprile 2015
(2^ Convocazione del 16 aprile 2015)

ESITO VOTAZIONE

Oggetto : **Nomina CDA**

Hanno partecipato alla votazione:

-n° 184 azionisti, portatori di n° 570.963.562 azioni
ordinarie, di cui n° 570.963.562 ammesse al voto,
pari al 75,488704% del capitale sociale.

Hanno votato:

		% Azioni Ordinarie Rappresentate (Quorum deliberativo)	% Azioni Ammesse al voto	%Cap. Soc.
LISTA 1	438.696.515	76,834415	76,834415	58,001305
LISTA 2	131.187.051	22,976431	22,976431	17,344610
SubTotale	569.883.566	99,810847	99,810847	75,345915
Contrari	1.079.996	0,189153	0,189153	0,142789
Sub Totale	570.963.562	100,000000	100,000000	75,488704
Astenuti	0	0,000000	0,000000	0,000000
Non Votanti	0	0,000000	0,000000	0,000000
Sub totale	0	0,000000	0,000000	0,000000
Totale	570.963.562	100,000000	100,000000	75,488704



Assemblea Ordinaria del 15 aprile 2015
(2^ Convocazione del 16 aprile 2015)

LISTA ESITO DELLE VOTAZIONE

Oggetto: Nomina CDA

CONTRARI

Badge	Ragione Sociale	Proprio	Delega	Totale
3	DE CINQUE GIUSEPPE	0	0	0
**D	LA FRANCAISE AM FUND	0	953.879	953.879
**D	CALIFORNIA STATE TEACHERS RETIREMENT SYSTEM	0	107.638	107.638
**D	ENHANCED RAFI SMALL INTERNATIONAL LP	0	18.479	18.479

Totale voti 1.079.996
 Percentuale votanti % 0,189153
 Percentuale Capitale % 0,142789

Pagina 1

1 3

3 Teste:
 0 Azionisti in delega:

Azionisti:
 Azionisti in proprio:

15 aprile 2015 12.35.22

IMMOBILIARE GRANDE DISTRIBUZIONE Siiq S.p.A.

Assemblea Ordinaria del 15 aprile 2015
(2^ Convocazione del 16 aprile 2015)

LISTA ESITO DELLE VOTAZIONE

Oggetto: Nomina CDA

ASTENUTI

Badge	Ragione Sociale	Proprio	Delega	Totale
Totale voti				
Percentuale votanti %				
Percentuale Capitale %				

0
0,000000
0,000000



Azionisti:
Azionisti in proprio: 0
Azionisti in delega: 0
Teste: 0

15 aprile 2015 12.35.22

IMMOBILIARE GRANDE DISTRIBUZIONE Ssq S.p.A.

Assemblea Ordinaria del 15 aprile 2015
(2^ Convocazione del 16 aprile 2015)

LISTA ESITO DELLE VOTAZIONE

Oggetto: Nomina CDA

NON VOTANTI

Badge	Ragione Sociale	Proprio	Delega	Totale
Totale voti				
Percentuale votanti %				
Percentuale Capitale %				

0
0,000000
0,000000

Azionisti:
Azionisti in proprio: 0
Azionisti in delega: 0
Teste: 0

Assemblea Ordinaria del 15 aprile 2015
(2^ Convocazione del 16 aprile 2015)

LISTA ESITO DELLE VOTAZIONE

Oggetto: Nomina CDA

Badge	Ragione Sociale	Proprio	Delega	Totale
2	RIZZARDI RAFFAELE	329.000	0	329.000
***	DE VECCHI GIOVANNA	0	28.850	28.850
***	RIZZARDI PAOLA	0	172.000	172.000
***	RIZZARDI NICOLA	0	25.000	25.000
4	PAMPINI ANGELO	22.176	0	22.176
5	RAVAIOLI GERMANA	0	0	0
**D	COOP LOMBARDA S.C.R.L	0	7.443.328	7.443.328
**D	COOPERATIVA ADRIATICA SCARL	0	332.709.679	332.709.679
**D	COOPERATIVA RENO SCARL	0	169.623	169.623
**D	UNICOOP TIRRENO SOCIETA' COOPERATIVA	0	97.789.089	97.789.089
6	NADALINI LORIS	7.770	0	7.770

Totale voti 438.696.515
 Percentuale votanti % 76,834415
 Percentuale Capitale % 58,001305

FAVOREVOLI alla LISTA 1

Pagina 4

4

10 Teste:
3 Azionisti in delega:

Azionisti:
Azionisti in proprio:

Assemblea Ordinaria del 15 aprile 2015
(2^ Convocazione del 16 aprile 2015)

LISTA ESITO DELLE VOTAZIONE

Oggetto: Nomina CDA

FAVOREVOLI alla LISTA 2

Badge	Ragione Sociale	Proprio	Delega	Totale
1	LOMBARDI EMILY	0	0	0
**D	QUANTUM STRATEGIC PARTNERS LTD.	0	38.182.431	38.182.431
3	DE CINQUE GIUSEPPE	0	0	0
**D	MLPRO SEG FOR EXCLSVSE BENEF OF CUST	0	2.053.224	2.053.224
**D	CHALLENGE FUNDS	0	1.500.000	1.500.000
**D	CC&L ALL STRATEGIES FUND	0	6.700	6.700
**D	VANGUARD TOTAL WORLD STOCK INDEX FUND	0	55.105	55.105
**D	VANGUARD FTSE ALL WORD SMALL CAP IND FUN	0	302.466	302.466
**D	VANGUARD GLOBAL EX-US REAL ESTATE INDEX	0	941.254	941.254
**D	WELL TRCO NA MULTI. COLLECT. INV FUND	0	736.196	736.196
**D	AMP INTERNATIONAL PROP INDEX FD HEDGED	0	82.533	82.533
**D	HOOR-GLASS LISTED PROPERTY SECTOR TRUST	0	65.367	65.367
**D	FCP CIC PIERRE	0	840.000	840.000
**D	INDEX MOTHER FUND EUROPE REIT	0	1.772	1.772
**D	SHINRO GLOBAL REIT INDEX MOTHER FUND	0	5.300	5.300
**D	DAIWA SERAI REIT INDEX MOTHER FUND	0	3.950	3.950
**D	DAIWA GLOBAL REIT INDEX MOTHER FUND	0	6.650	6.650
**D	VANGUARD INVESTMENT SERIES, PLC	0	58.446	58.446
**D	SAS TRUSTEE CORPORATION	0	174.373	174.373
**D	PARTNER REINSURANCE EUROPE LTD	0	109.668	109.668
**D	VANGUARD INTERNATIONAL PROPERTY SECURITI	0	421.753	421.753
**D	VANGUARD INTERNATIONAL SMALL COMPANIES I	0	10.503	10.503
**D	STATE OF CALIFORNIA MASTER TRUST	0	108.406	108.406
**D	TEACHERS RETIREMENT SYSTEM OF OKLAHOMA	0	737.963	737.963
**D	GOLDMAN SACHS INTEREN SMALL CAP INSIGHT F	0	609.459	609.459
**D	PUBLIC EMPLOYEES RETIREMENT SYSTEM OF OH	0	161.854	161.854
**D	VANGUARD TOTAL INTERNATIONAL STOCK INDEX	0	2.168.533	2.168.533
**D	VANGUARD INTERNATIONAL EXPLORER FUND	0	1.892.969	1.892.969
**D	EQ / REAL ESTATE PLUS PORTFOLIO	0	4.681	4.681
**D	URS CORPORATION 401K RETIREMENT PLAN 600	0	204.213	204.213
**D	GOLDMAN SACHS GLOBAL SMALL COMPANIES	0	168.436	168.436
**D	HSBC GROUP HONG KONG LOCAL STAFF RETIREMENT BENEFIT SCHEME	0	14.297	14.297
**D	LFP FONCIERES EUROPE	0	38.636	38.636
**D	ICP VAPCOMPT IMMOBILIER	0	206.966	206.966
**D	AXA AEDIFICANDI	0	2.882.154	2.882.154
**D	BLACKROCK INDEX SELECTION FUND	0	257.233	257.233
**D	NFS LIMITED	0	118.888	118.888
**D	HSBC FTSE EPRA/NAREIT DEVELOPED ETF	0	33.790	33.790
**D	SCHRODER FUND HOLDINGS 2 (LUX) SARL	0	3.359.990	3.359.990
**D	SCHRODER INTERNATIONAL SELECTION FUND	0	2.075.960	2.075.960
**D	JPMORGAN INVESTMENT FUNDS	0	5.381.898	5.381.898
**D	AVIVA INVESTORS AVIVA INVESTORS LUX	0	107.937	107.937
**D	JPMORGAN EUROPEAN INVESTMENT TRUST PLC	0	451.382	451.382

Assemblea Ordinaria del 15 aprile 2015
(2^ Convocazione del 16 aprile 2015)

LISTA ESITO DELLE VOTAZIONE

Oggetto: Nomina CDA

FAVOREVOLI alla LISTA 2

Badge	Ragione Sociale	Proprio	Delega	Totale
**D	SCHRODER INTERNATIONAL DIVERSIFIED VALUE	0	12.008	12.008
**D	ONEPATH GLOBAL LISTED PROP INDEX POOL	0	74.034	74.034
**D	PIONEER INVESTMENT MANAGEMENT SGRPA/AZIONARIO CRESCITA	0	665.275	665.275
**D	PIONEER ASSET MANAGEMENT S.A.	0	266.468	266.468
**D	THE NOMURA TRUST AND BANKING CMTD RE NTK INTL R. IND. NO H.M	0	21.671	21.671
**D	SEI LUPUS ALPHA PAN EUROPEAN SMALL CAP POOL	0	489.132	489.132
**D	SEI GLOBAL MASTER FUND PLC	0	357.967	357.967
**D	EURLIZON EASY FUND EQUITY ITALY LITE	0	194.104	194.104
**D	EURLIZON EASY FUND EQUITY ITALY	0	173.700	173.700
**D	HIGH HALTH MASTER INVESTORS (CAYMAN) L.P. OGIER FIDUCIARY SERVICES (CAYMAN) LIMITED	0	594.422	594.422
**D	WELLS STREET OFFSHORE LTD	0	8.932.061	8.932.061
**D	COLONIAL FIRST STATE INVESTMENTS LTD.	0	142.762	142.762
**D	LEGAL AND GENERAL ASSURANCE PENSIONS MANAGEMENT LIMITED	0	496.543	496.543
**D	COLONIAL FIRST STATE INVESTMENTS LTD.	0	260.675	260.675
**D	AEGON CUSTODY B.V	0	50.127	50.127
**D	UBS FUND MGT (CH) AG	0	39.336	39.336
**D	UBS FUND MANAGEMENT (SWITZERLAND) AG	0	125.534	125.534
**D	ARROWSTREET CAPITAL GLOBAL EQUITY LONG/SHORT FEEDER FUND LIMITED	0	265.910	265.910
**D	GOVERNMENT OF NORWAY	0	3.747.164	3.747.164
**D	NUMERIC MULTI STRATEGY LEVERED MN OFFSHORE FUND LTD	0	19.700	19.700
**D	NUMERIC ABSOLUTE RETURN FUND LP	0	12.100	12.100
**D	SCHWAB INTERNATIONAL SMALL-CAP EQUITY ETF	0	88.550	88.550
**D	INTERNATIONAL MONETARY FUND	0	16.492	16.492
**D	INTERNATIONAL MONETARY FUND	0	21.413	21.413
**D	THE ALLIANCEBERNSTEIN POOLING PTF - ALLIANCE VOL MNGM ETF	0	22.734	22.734
**D	SPDR DOW JONES GLOBAL REAL ESTATE FUND	0	27.244	27.244
**D	GENERAL MOTORS HOURLY-RATE EMPLOYEES PENSION TRUST	0	5.055	5.055
**D	TR+ CUST SERV BK LTD ATF SHINKO GLOBAL REIT INDEX MOTHER FUND	0	11.600	11.600
**D	DIGNITY HEALTH	0	58.490	58.490
**D	NET INVESTOR SERIES TRUST-ALLIANCE GLOBAL DYNAMIC ALL PTF	0	33.446	33.446
**D	UAW RETIREE MEDICAL BENEFITS TRUST	0	8.392	8.392
**D	THE HARTFORD INTERNATIONAL SMALL COMPANY FUND	0	1.182.150	1.182.150
**D	TIFF INVESTMENT PROGRAM, INC - TIFF MULTI-ASSET FUND	0	3.215.457	3.215.457
**D	MARYLAND STATE RETIREMENT & PENSION SYSTEM	0	38.498	38.498
**D	MERCER QIF CCF	0	111.510	111.510
**D	CITY OF NEW YORK GROUP TRUST	0	128.476	128.476
**D	THRIVENT PARTNER WORLDWIDE ALLOCATION FUND	0	87.064	87.064
**D	THRIVENT PARTNER WORLDWIDE ALLOCATION PORTFOLIO	0	174.130	174.130
**D	SSGA SPDR ETFS EUROPE II PUBLIC LIMITED COMPANY	0	59.299	59.299
**D	CALIFORNIA PUBLIC EMPLOYEES RETIREMENT SYSTEM	0	1.356.831	1.356.831
**D	THE WELLINGTON TR CO NAT ASS MULT COMM EUROPE SMALLER CO PTF	0	38.607	38.607
**D	THE WELLINGTON TR CO NAT ASS MULT COLLECTIVE INV F TRUST II	0	592.379	592.379
**D	WISDOMTREE ISSUER PUBLIC LIMITED COMPANY	0	70.793	70.793

Assemblea Ordinaria del 15 aprile 2015
(2^ Convocazione del 16 aprile 2015)

LISTA ESITO DELLE VOTAZIONE

Oggetto: Nomina CDA

FAVOREVOLI alla LISTA 2

Badge	Ragione Sociale	Proprio	Delega	Totale
**D	WASHINGTON STATE INVESTMENT BOARD	0	36.771	36.771
**D	WISDOMTREE EUROPE SMALLCAP DIVIDEND FUND	0	3.058.721	3.058.721
**D	WISDOMTREE INTERNATIONAL SMALLCAP DIVIDEND FUND	0	1.216.080	1.216.080
**D	WISDOMTREE EUROPE HEDGED SMALLCAP EQUITY FUND	0	228.562	228.562
**D	SS BK AND TRUST COMPANY INV FUNDS FOR TAXEXEMPT RETIREMENT PL	0	418.712	418.712
**D	AXA WORLD FUNDS	0	1.325.092	1.325.092
**D	UBS ETF	0	28.216	28.216
**D	ISHARES DEVELOPED SMALL-CAP EX NORTH AMERICA ETF	0	12.496	12.496
**D	ISHARES EUROPE DEVELOPED REAL ESTATE ETF	0	103.020	103.020
**D	ISHARES INTERNATIONAL DEVELOPED REAL ESTATE ETF	0	469.371	469.371
**D	ISHARES INTERNATIONAL DEVELOPED PROPERTY ETF	0	66.703	66.703
**D	BLACKROCK INST TRUST CO NA INV FUNDSFOR EMPLOYEE BENEFIT TR	0	3.520.712	3.520.712
**D	ISHARES MSCI EUROPE IMI ETF	0	18.128	18.128
**D	ISHARES GLOBAL REIT ETF	0	6.256	6.256
**D	CONNECTICUT GENERAL LIFE INSURANCE COMPANY	0	3.662	3.662
**D	BLACKROCK CDM GLOBAL DEVELOPED REAL ESTATE INDEX FUND	0	235.883	235.883
**D	BGI MSCI EAFE SMALL CAP EQUITY INDEX FUND B	0	138.140	138.140
**D	BLACKROCK MSCI WORLD SMALL CAP EQ ESG SCREENED INDEX FUND B	0	12.187	12.187
**D	DEVELOPED REAL ESTATE INDEX FUND B	0	18.470	18.470
**D	IBM 401K PLUS PLAN	0	225.417	225.417
**D	IBM 401K PLUS PLAN	0	119.427	119.427
**D	OREGON PUBLIC EMPLOYEES RETIREMENT SYSTEM	0	636.676	636.676
**D	STATE OF ALASKA RETIREMENT AND BENEFITS PLANS	0	2.004	2.004
**D	COLLEGE RETIREMENT EQUITIES FUND	0	364.783	364.783
**D	SPDR DOW JONES GLOBAL REAL ESTATE ETF	0	592.487	592.487
**D	SPDR S&P WORLD (EX-US) ETF	0	157.968	157.968
**D	SPDR S&P INTERNATIONAL SMALL CAP ETF	0	32.714	32.714
**D	SPDR DOW JONES WILSHIRE INTERNATIONAL REAL ESTATE ETF	0	3.485.859	3.485.859
**D	SSGA EMU SMALL CAP ALPHA EQUITY FUND	0	160.489	160.489
**D	SSGA EMU INDEX REAL ESTATE FUND	0	77.124	77.124
**D	THE WELLINGTON TR CO NAT ASS MULT COMM INT SMALL CAP OPPORT	0	505.704	505.704
**D	MSCI EAFE SMALL CAP PROV INDEX SEC COMMON TR F	0	75.182	75.182
**D	ISHARES II PUBLIC LIMITED COMPANY	0	315.898	315.898
**D	ISHARES PUBLIC LIMITED COMPANY	0	4.473.062	4.473.062
**D	ISHARES VII PLC	0	94.921	94.921
**D	NETI-QM COMMON DAILY ALL COUNWD EX-US INV MKT INDEX F NONLEND	0	14.085	14.085
**D	GENERAL ORGANISATION FOR SOCIAL INSURANCE	0	124.727	124.727
**D	URBAN REDEVELOPMENT AUTHORITY	0	7.399	7.399
**D	NATIONAL COUNCIL FOR SOCIAL SECURITY FUND, P.R.C	0	23.883	23.883
**D	NORTHERN TRUST GLOBAL INVESTMENTS COLLECTIVE FUNDS TRUST	0	586.639	586.639
**D	NORTHERN FUNDS GLOBAL REAL ESTATE INDEX FUND	0	358.328	358.328
**D	NEW ZEALAND SUPERANNUATION FUND	0	254.819	254.819
**D	LOS ANGELES CITY EMPLOYEES RETIREMENT SYSTEM	0	35.237	35.237

Azionisti: 171 Teste: 2
Azionisti in proprio: 0 Azionisti in delega: 171

Assemblea Ordinaria del 15 aprile 2015
(2^ Convocazione del 16 aprile 2015)

LISTA ESITO DELLE VOTAZIONE

Oggetto: Nomina CDA

FAVOREVOLI alla LISTA 2

Badge	Ragione Sociale	Proprio	Delega	Totale
**D	CITY OF LOS ANGELES FIRE AND POLICE PENSION PLAN	0	58.642	58.642
**D	CITY OF LOS ANGELES FIRE AND POLICE PENSION PLAN	0	26.300	26.300
**D	FORD MOTOR COMPANY OF CANADA, LIMITED PENSION TRUST	0	2.609	2.609
**D	DYED PENSION FUND	0	1.413.866	1.413.866
**D	WHEELS COMMON INVESTMENT FUND	0	6.366	6.366
**D	NORTHERN TRUST UCITS COMMON CONTRACTUAL FUND	0	28.873	28.873
**D	MUNICIPAL EMPLOYEES' ANNUITY AND BENEFIT FUND OF CHICAGO	0	40.853	40.853
**D	NORTHERN TRUST UCITS FGR FUND	0	220.265	220.265
**D	ERSEL ASSET MANAGEMENT S.G.R. - ERSEL AM FONDERSEL PMI	0	300.000	300.000
**D	MEDIOLANUM GESTIONE FONDI SGR SPA - FLESSIBILE STRATEGICO	0	3.500.000	3.500.000
**D	MEDIOLANUM GESTIONE FONDI SGR SPA - FLESSIBILE ITALIA	0	2.500.000	2.500.000
**D	MEDIOLANUM GESTIONE FONDI SGR SPA - FLESSIBILE ITALIA	0	327.000	327.000
**D	EURIZONCAPITAL SGR S.P.A. - EURIZON AZIONI ITALIA	0	1.276.835	1.276.835
**D	EURIZONCAPITAL SGR S.P.A. - EURIZON AZIONI PMI ITALIA	0	800.000	800.000
**D	MEDIOLANUM GESTIONE FONDI SGR SPA - FLESSIBILE SVILUPPO ITAL	0	274.890	274.890
**D	BNY MELLON GLOBAL FUNDS PLC	0	2.156.488	2.156.488
**D	FIDELITY SELECT PORTFOLIOS: FIDELITY INTERNATIONAL REAL ESTATE F	0	70.977	70.977
**D	SLI GLOBAL SICAV GLOBAL FOCUSEDSTRATEGIES FUND	0	25.933	25.933
**D	FIRST TRUST FTSE EPRA NAREIT GLOBAL	0	245.555	245.555
**D	ENYMD UKLTD AS TRUSTEE OF BLACKROCK GLOBAL PROPERTY SECURITIES	0	1.925	1.925
**D	DEUTSCHE X-TRACKERS MSCI EMU HEDGED EQUITY ETF	0	343.536	343.536
**D	VFM GLOBAL SMALL COMPANIES TRUST	0	36.692	36.692
**D	WORKCOVER CORPORATION OF SOUTH AUSTRALIA	0	101.118	101.118
**D	STG PFDS V.D. GRAFISCHE	0	37.089	37.089
**D	STG. PFDS. AHOLD MANDATE NORTHERN	0	290.507	290.507
**D	CNP ASSUR PIERRE	0	1.194.077	1.194.077
**D	PRINCIPAL FUNDS INC GLOBAL DIVERSIFIED INCOME FUND	0	2.445	2.445
**D	ALASKA PERMANENT FUND CORPORATION	0	1.671	1.671
**D	BNY MELLON EMPLOYEE BENEFIT COLLECTIVE INVESTMENT FUND PLAN	0	17.793	17.793
**D	EVANGELICAL LUTHERAN CHURCH IN AMERICA BOARD OF PENSIONS	0	56.049	56.049
**D	TELUS FOREIGN EQUITY ACTIVE BETA MASTER POOL	0	17.352	17.352
**D	INDIANA PUBLIC EMPLOYEES RETIREMENT FUND	0	169.196	169.196
**D	RAYTHEON MASTER PENSION TRUST	0	286.903	286.903
**D	ARROWSTREET US GROUP TRUST	0	5.491	5.491
**D	SEMPRA ENERGY PENSION MASTER TRUST	0	18.611	18.611
**D	TRUST FUND ADVISORS INTERNATIONAL GROUP	0	134.018	134.018
**D	TELUS FOREIGN EQUITY ACTIVE ALPHA POOL	0	19.588	19.588
**D	RENAISSANCE GLOBAL SMALL-CAP FUND	0	119.035	119.035
**D	SWITCHING PENSIOENFONDS HORECA & CATERING	0	16.658	16.658
**D	ULLICO DIVERSIFIED INTERNATIONAL EQUITY	0	209.095	209.095
**D	ULLICO INTERNATIONAL SMALL CAP FUND	0	1.821	1.821
**D	CF DV ACWI EX-U.S. IMI FUND	0	11.328	11.328
**D	ROGERSCASEY TARGET SOLUTIONS LLC.	0	1.821	1.821
**D	RIVER AND MERCANTILE WORLD RECOVERY FUND	0	325.000	325.000

Azionisti: 171
Azionisti in proprio: 0

Teste: 2
Azionisti in delega: 171

IMMOBILIARE GRANDE DISTRIBUZIONE Sitq S.p.A.

Assemblea Ordinaria del 15 aprile 2015
(2^ Convocazione del 16 aprile 2015)

LISTA ESITO DELLE VOTAZIONE

Oggetto: Nomina CDA

FAVOREVOLI alla LISTA 2

Proprio	0	Delega	19.948	Totale	19.948
---------	---	--------	--------	--------	--------

Badge	Ragione Sociale
**D	MINISTER FOR FINANCE (ISIF MANAGED AND CONTROLLED BY NTMA)

Totale voti	131.187.051
Percentuale votanti %	22,976431
Percentuale Capitale %	17,344610

Azionisti:
Azionisti in proprio:

171	Teste:	2
0	Azionisti in delega:	171

Assemblea Ordinaria del 15 aprile 2015
(2^ Convocazione del 16 aprile 2015)

ESITO VOTAZIONE

Oggetto : **Nomina del Collegio Sindacale**

Hanno partecipato alla votazione:

-n° 180 azionisti, portatori di n° 570.408.712 azioni
ordinarie, di cui n° 570.408.712 ammesse al voto,
pari al 75,415346% del capitale sociale.

Hanno votato:

		% Azioni Ordinarie Rappresentate (Quorum deliberativo)	% Azioni Ammesse al voto	%Cap. Soc.
LISTA 1	438.141.665	76,811882	76,811882	57,927946
LISTA 2	92.966.122	16,298160	16,298160	12,291313
SubTotale	531.107.787	93,110041	93,110041	70,219260
Contrari	<u>1.118.494</u>	0,196086	0,196086	0,147879
Sub Totale	532.226.281	93,306128	93,306128	70,367139
Astenuti	38.182.431	6,693872	6,693872	5,048207
Non Votanti	<u>0</u>	0,000000	0,000000	0,000000
Sub totale	38.182.431	6,693872	6,693872	5,048207
Totale	<u>570.408.712</u>	100,000000	100,000000	75,415346



IMMOBILIARE GRANDE DISTRIBUZIONE Siiq S.p.A.

LISTA ESITO DELLE VOTAZIONE
Oggetto: Nomina del Collegio Sindacale

CONTRARI

Badge	Ragione Sociale	Proprio	Delega	Totale
3	DE CINQUE GIUSEPPE	0	0	0
**D	LA FRANCAISE AM FUND	0	953.879	953.879
**D	MARYLAND STATE RETIREMENT & PENSION SYSTEM	0	38.498	38.498
**D	CALIFORNIA STATE TEACHERS RETIREMENT SYSTEM	0	107.638	107.638
**D	ENHANCED RAFT SMALL INTERNATIONAL LP	0	18.479	18.479

Totale voti 1.118.494
 Percentuale votanti % 0,196086
 Percentuale Capitale % 0,147879

Assemblea Ordinaria del 15 aprile 2015
(2^ Convocazione del 16 aprile 2015)

LISTA ESITO DELLE VOTAZIONE
Oggetto: Nomina del Collegio Sindacale

Badge Ragione Sociale
1 LOMBARDI EMILY
**D QUANTUM STRATEGIC PARTNERS LTD.

Totale voti 38.182.431
Percentuale votanti % 6,693872
Percentuale Capitale % 5,048207

ASTENUTI

Proprio	Delega	Totale
0	0	0
0	38.182.431	38.182.431



Azionisti: 1 Teste: 1
Azionisti in proprio: 0 Azionisti in delega: 1

15 aprile 2015 12.49.28

Assemblea Ordinaria del 15 aprile 2015
(2^ Convocazione del 16 aprile 2015)

IMMOBILIARE GRANDE DISTRIBUZIONE Siiq S.p.A.

LISTA ESITO DELLE VOTAZIONE
Oggetto: Nomina del Collegio Sindacale

NON VOTANTI

Badge	Ragione Sociale	Proprio	Delega	Totale
Totale voti				
Percentuale votanti %				
Percentuale Capitale %				

Azionisti: 0
Azionisti in proprio: 0
Azionisti in delega: 0
Tesse: 0

Assemblea Ordinaria del 15 aprile 2015
(2^ Convocazione del 16 aprile 2015)

LISTA ESITO DELLE VOTAZIONE
Oggetto: Nomina del Collegio Sindacale

FAVOREVOLI alla LISTA 1

Badge	Ragione Sociale	Proprio	Delega	Totale
4	FAMPINI ANGELO	22.176	0	22.176
5	RAVAIOLI GERMANA	0	0	0
**D	COOP LOMBARDA S.C.R.L	0	7.443.328	7.443.328
**D	COOPERATIVA ADRIATICA SCARL	0	332.709.679	332.709.679
**D	COOPERATIVA RENO SCARL	0	169.623	169.623
**D	UNICOOP TIRRENO SOCIETA' COOPERATIVA	0	97.789.089	97.789.089
6	NADALINI LORIS	7.770	0	7.770

Totale voti 438.141.665
Percentuale votanti % 76,811882
Percentuale Capitale % 57,927946



Azionisti: 6 Teste: 3 Pagina 4
Azionisti in proprio: 2 Azionisti in delega: 4

IMMOBILIARE GRANDE DISTRIBUZIONE Sitq S.p.A.

LISTA ESITO DELLE VOTAZIONE
Oggetto: Nomina del Collegio Sindacale

FAVOREVOLI alla LISTA 2

Badge	Ragione Sociale	Proprio	Delega	Totale
3	DE CINQUE GIUSEPPE	0	0	0
**D	MLPRO SEG FOR EXCLSVB BENFT OF CUST	0	2.053.224	2.053.224
**D	CHALLENGE FUNDS	0	1.500.000	1.500.000
**D	CC&L ALL STRATEGIES FUND	0	6.700	6.700
**D	VANGUARD TOTAL WORLD STOCK INDEX FUND	0	55.105	55.105
**D	VANGUARD FTSE ALL WORD SMALL CAP IND FUN	0	302.466	302.466
**D	VANGUARD GLOBAL EX-US REAL ESTATE INDEX	0	941.254	941.254
**D	WELL TRCO NA MULTI. COLLECT. INV FUND	0	736.196	736.196
**D	AMP INTERNATIONAL PROP INDEX FD HEDGED	0	82.533	82.533
**D	FOUR-GLASS LISTED PROPERTY SECTOR TRUST	0	65.367	65.367
**D	FCP CIC PIERRE	0	840.000	840.000
**D	INDEX MOTHER FUND EUROPE REIT	0	1.772	1.772
**D	SHINKO GLOBAL REIT INDEX MOTHER FUND	0	5.300	5.300
**D	DAIWA SERAL REIT INDEX MOTHER FUND	0	3.950	3.950
**D	VANGUARD INVESTMENT SERIES, PLC	0	6.650	6.650
**D	PARTNER REINSURANCE EUROPE LTD	0	58.446	58.446
**D	VANGUARD INTERNATIONAL PROPERTY SECURITI	0	174.373	174.373
**D	VANGUARD INTERNATIONAL SMALL COMPANIES I	0	109.668	109.668
**D	STATE OF CALIFORNIA MASTER TRUST	0	421.753	421.753
**D	TEACHERS RETIREMENT SYSTEM OF OKLAHOMA	0	10.503	10.503
**D	GOLDMAN SACHS INTERN SMALL CAP INSIGHT F	0	108.406	108.406
**D	PUBLIC EMPLOYERS RETIREMENT SYSTEM OF OH	0	737.963	737.963
**D	VANGUARD TOTAL INTERNATIONAL STOCK INDEX	0	609.459	609.459
**D	VANGUARD INTERNATIONAL EXPLORER FUND	0	161.854	161.854
**D	EQ / REAL ESTATE PLUS PORTFOLIO	0	2.168.533	2.168.533
**D	URS CORPORATION 401K RETIREMENT PLAN 600	0	1.892.969	1.892.969
**D	GOLDMAN SACHS GLOBAL SMALL COMPANIES	0	4.681	4.681
**D	HSBC GROUP HONG KONG LOCAL STAFF RETIREMENT BENEFIT SCHEME	0	204.213	204.213
**D	LFP FONCIERES EUROPE	0	168.436	168.436
**D	FCP UAPCOMPT IMMOBILIER	0	14.297	14.297
**D	AXA AEDIFICANDI	0	38.636	38.636
**D	BLACKROCK INDEX SELECTION FUND	0	206.966	206.966
**D	NFS LIMITED	0	2.882.154	2.882.154
**D	HSBC FTSE EPRA/NAREIT DEVELOPED ETF	0	257.233	257.233
**D	SCHRODER FUND HOLDINGS 2 (LUX) SARL	0	118.888	118.888
**D	SCHRODER INTERNATIONAL SELECTION FUND	0	33.790	33.790
**D	JPMORGAN INVESTMENT FUNDS	0	3.359.990	3.359.990
**D	AVIVA INVESTORS AVIVA INVESTORS LUX	0	2.075.960	2.075.960
**D	JPMORGAN EUROPEAN INVESTMENT TRUST PLC	0	5.381.898	5.381.898
**D	SCHRODER INTERNATIONAL DIVERSIFIED VALUE	0	107.937	107.937
**D	ONEPATH GLOBAL LISTED PROP INDEX POOL	0	451.382	451.382
**D		0	12.008	12.008
**D		0	74.034	74.034

Assemblea Ordinaria del 15 aprile 2015
(2^ Convocazione del 16 aprile 2015)

LISTA ESITO DELLE VOTAZIONE
Oggetto: Nomina del Collegio Sindacale

FAVOREVOLI alla LISTA 2

Badge	Ragione Sociale	Proprio	Delega	Totale
**D	PIONEER INVESTMENT MANAGEMENT SCSPA/AZIONARIO CRESCIITA	0	665.275	665.275
**D	PIONEER ASSET MANAGEMENT S.A.	0	266.468	266.468
**D	THE NOMURA TRUST AND BANKING CLTD RE NIK INTL R.IND. NO H.M	0	21.671	21.671
**D	SEI IOPUS ALPHA PAN EUROPEAN SMALL CAP POOL	0	489.132	489.132
**D	SEI GLOBAL MASTER FUND PLC	0	357.967	357.967
**D	EURIZON EASY FUND EQUITY ITALY LTE	0	194.104	194.104
**D	EURIZON EASY FUND EQUITY ITALY	0	173.700	173.700
**D	HIGH HAITH MASTER INVESTORS (CAYMAN) L.P. OGIER FIDUCIARY SERVICES (CAYMAN) LIMITED	0	594.422	594.422
**D	WELLS STREET OFFSHORE LTD	0	8.932.061	8.932.061
**D	COLONIAL FIRST STATE INVESTMENTS LTD.	0	142.762	142.762
**D	LEGAL AND GENERAL ASSURANCE PENSIONS MANAGEMENT LIMITED	0	496.543	496.543
**D	COLONIAL FIRST STATE INVESTMENTS LTD.	0	260.675	260.675
**D	AEGON CUSTODY B.V	0	50.127	50.127
**D	UBS FUND MET (CH) AG	0	39.336	39.336
**D	UBS FUND MANAGEMENT (SWITZERLAND) AG	0	125.534	125.534
**D	ARROWSTREET CAPITAL GLOBAL EQUITY LONG/SHORT FEEDER FUND LIMITED	0	265.910	265.910
**D	GOVERNMENT OF NORWAY	0	3.747.164	3.747.164
**D	NUMERIC MULTI STRATEGY LEVERED MN OFFSHORE FUND LTD	0	19.700	19.700
**D	NUMERIC ABSOLUTE RETURN FUND LP	0	12.100	12.100
**D	SCHWAB INTERNATIONAL SMALL-CAP EQUITY ETF	0	88.550	88.550
**D	INTERNATIONAL MONETARY FUND	0	16.492	16.492
**D	INTERNATIONAL MONETARY FUND	0	21.413	21.413
**D	THE ALLIANCEBERNSTEIN POOLING PTF - ALLIANCE VOL MNGM PTF	0	22.734	22.734
**D	SPDR DOW JONES GLOBAL REAL ESTATE FUND	0	27.244	27.244
**D	GENERAL MOTORS HOURLY-RATE EMPLOYEES PENSION TRUST	0	5.055	5.055
**D	TR+ CUST SERV BK LTD ATF SHINKO GLOBAL REIT INDEX MOTHER FUND	0	11.600	11.600
**D	DIGNITY HEALTH	0	58.490	58.490
**D	MET INVESTOR SERIES TRUST-ALLIANCE GLOBAL DYNAMIC ALL PTF	0	33.446	33.446
**D	UAW RETIREE MEDICAL BENEFITS TRUST	0	8.392	8.392
**D	THE HARTFORD INTERNATIONAL SMALL COMPANY FUND	0	1.182.150	1.182.150
**D	TIFF INVESTMENT PROGRAM, INC - TIFF MULTI-ASSET FUND	0	3.215.457	3.215.457
**D	MERCER QIF CCF	0	111.510	111.510
**D	CITY OF NEW YORK GROUP TRUST	0	128.476	128.476
**D	THRIVENT PARTNER WORLDWIDE ALLOCATION FUND	0	87.064	87.064
**D	THRIVENT PARTNER WORLDWIDE ALLOCATION PORTFOLIO	0	174.130	174.130
**D	SSGA SPDR ETFS EUROPE II PUBLIC LIMITED COMPANY	0	59.299	59.299
**D	CALIFORNIA PUBLIC EMPLOYEES RETIREMENT SYSTEM	0	1.356.831	1.356.831
**D	THE WELLINGTON TR CO NAT ASS MULT COMM EUROPE SMALLER CO PTF	0	38.607	38.607
**D	THE WELLINGTON TR CO NAT ASS MULT COLLECTIVE INV F TRUST II	0	592.379	592.379
**D	WISDOMTREE ISSUER PUBLIC LIMITED COMPANY	0	70.793	70.793
**D	WASHINGTON STATE INVESTMENT BOARD	0	36.771	36.771
**D	WISDOMTREE EUROPE SMALLCAP DIVIDEND FUND	0	3.058.721	3.058.721
**D	WISDOMTREE INTERNATIONAL SMALLCAP DIVIDEND FUND	0	1.216.080	1.216.080

IMMOBILIARE GRANDE DISTRIBUZIONE Siiq S.p.A.

Assemblea Ordinaria del 15 aprile 2015
(2^ Convocazione del 16 aprile 2015)LISTA ESITO DELLE VOTAZIONE
Oggetto: Nomina del Collegio Sindacale

FAVOREVOLI alla LISTA 2

Badge	Regione Sociale	Proprio	Delega	Totale
**D	WISDOMTREE EUROPE HEDGED SMALLCAP EQUITY FUND	0	228.562	228.562
**D	SS BK AND TRUST COMPANY INV FUNDS FOR TAXEXEMPT RETIREMENT PL	0	418.712	418.712
**D	AXA WORLD FUNDS	0	1.325.092	1.325.092
**D	UBS ETF	0	28.216	28.216
**D	ISHARES DEVELOPED SMALL-CAP EX NORTH AMERICA ETF	0	12.496	12.496
**D	ISHARES EUROPE DEVELOPED REAL ESTATE ETF	0	103.020	103.020
**D	ISHARES INTERNATIONAL DEVELOPED REAL ESTATE ETF	0	469.371	469.371
**D	ISHARES INTERNATIONAL DEVELOPED PROPERTY ETF	0	66.703	66.703
**D	BLACKROCK INST TRUST CO NA INV FUNDSFOR EMPLOYEE BENEFIT TR	0	3.520.712	3.520.712
**D	ISHARES MSCI EUROPE IMI ETF	0	18.128	18.128
**D	ISHARES GLOBAL REIT ETF	0	6.256	6.256
**D	CONNECTICUT GENERAL LIFE INSURANCE COMPANY	0	3.662	3.662
**D	BLACKROCK CDN GLOBAL DEVELOPED REAL ESTATE INDEX FUND	0	235.883	235.883
**D	BGI MSCI EAFE SMALL CAP EQUITY INDEX FUND B	0	138.140	138.140
**D	BLACKROCK MSCI WORLD SMALL CAP EQ ESG SCREENED INDEX FUND B	0	12.187	12.187
**D	DEVELOPED REAL ESTATE INDEX FUND B	0	18.470	18.470
**D	IBM 401K PLUS PLAN	0	225.417	225.417
**D	IBM 401K PLUS PLAN	0	119.427	119.427
**D	OREGON PUBLIC EMPLOYEES RETIREMENT SYSTEM	0	636.676	636.676
**D	STATE OF ALASKA RETIREMENT AND BENEFITS PLANS	0	2.004	2.004
**D	COLLEGE RETIREMENT EQUITIES FUND	0	364.783	364.783
**D	SPDR S&P WORLD (EX-US) ETF	0	592.487	592.487
**D	SPDR S&P INTERNATIONAL SMALL CAP ETF	0	157.968	157.968
**D	SPDR DOW JONES WILSHIRE INTERNATIONAL REAL ESTATE ETF	0	32.714	32.714
**D	SSGA EMU SMALL CAP ALPHA EQUITY FUND	0	3.485.859	3.485.859
**D	SSGA EMU INDEX REAL ESTATE FUND	0	160.489	160.489
**D	THE WELLINGTON TR CO NAT ASS MULT COMM INT SMALL CAP OPPORT	0	77.124	77.124
**D	MSCI EAFE SMALL CAP PROV INDEX SEC COMMON TR F	0	505.704	505.704
**D	ISHARES II PUBLIC LIMITED COMPANY	0	75.182	75.182
**D	ISHARES PUBLIC LIMITED COMPANY	0	315.898	315.898
**D	ISHARES VII PLC	0	4.473.062	4.473.062
**D	NTGI-QM COMMON DAILY ALL COUNWD EX-US INV MKT INDEX F NONLEND	0	94.921	94.921
**D	GENERAL ORGANISATION FOR SOCIAL INSURANCE	0	14.085	14.085
**D	URBAN REDEVELOPMENT AUTHORITY	0	124.727	124.727
**D	NATIONAL COUNCIL FOR SOCIAL SECURITY FUND, P.R.C	0	7.399	7.399
**D	NORTHERN TRUST GLOBAL INVESTMENTS COLLECTIVE FUNDS TRUST	0	23.883	23.883
**D	NORTHERN FUNDS GLOBAL REAL ESTATE INDEX FUND	0	586.639	586.639
**D	NEW ZEALAND SUPERANNUATION FUND	0	358.328	358.328
**D	LOS ANGELES CITY EMPLOYEES RETIREMENT SYSTEM	0	254.819	254.819
**D	CITY OF LOS ANGELES FIRE AND POLICE PENSION PLAN	0	35.237	35.237
**D	CITY OF LOS ANGELES FIRE AND POLICE PENSION PLAN	0	58.642	58.642
**D	FORD MOTOR COMPANY OF CANADA, LIMITED PENSION TRUST	0	26.300	26.300
**D		0	2.609	2.609

Pagina 7

Azionisti:
Azionisti in proprio:169 Testi:
0 Azionisti in delega:1
169

Assemblea Ordinaria del 15 aprile 2015
(2^ Convocazione del 16 aprile 2015)

LISTA ESITO DELLE VOTAZIONE
Oggetto: Nomina del Collegio Sindacale

FAVOREVOLI alla LISTA 2

Badge	Ragione Sociale	Proprio	Delega	Totale
**D	DYED PENSION FUND	0	1.413.866	1.413.866
**D	WHEELS COMMON INVESTMENT FUND	0	6.366	6.366
**D	NORTHERN TRUST UCITS COMMON CONTRACTUAL FUND	0	28.873	28.873
**D	MUNICIPAL EMPLOYEES' ANNUITY AND BENEFIT FUND OF CHICAGO	0	40.853	40.853
**D	NORTHERN TRUST UCITS FGR FUND	0	220.265	220.265
**D	ERSEL ASSET MANAGEMENT S.G.R. - ERSEL AM FONDERSEL PMI	0	300.000	300.000
**D	MEDIOLANUM GESTIONE FONDI SGR SPA - FLESSIBILE STRATEGICO	0	3.500.000	3.500.000
**D	MEDIOLANUM GESTIONE FONDI SGR SPA - FLESSIBILE ITALIA	0	2.500.000	2.500.000
**D	EURIZONCAPITAL SGR S.P.A. - EURIZON AZIONI ITALIA	0	327.000	327.000
**D	EURIZONCAPITAL SGR S.P.A. - EURIZON AZIONI PMI ITALIA	0	1.276.835	1.276.835
**D	MEDIOLANUM GESTIONE FONDI SGR SPA - FLESSIBILE SVILUPPO ITAL	0	800.000	800.000
**D	BNY MELLON GLOBAL FUNDS PLC	0	274.890	274.890
**D	FIDELITY SELECT PORTFOLIOS: FIDELITY INTERNATIONAL REAL ESTATE F	0	2.156.488	2.156.488
**D	SLI GLOBAL SICAV GLOBAL FOCUSEDSTRATEGIES FUND	0	70.977	70.977
**D	FIRST TRUST FTSE EPRA NAREIT GLOBAL	0	25.933	25.933
**D	BNYMD UKLD AS TRUSTEE OF BLACKROCK GLOBAL PROPERTY SECURITIES	0	245.555	245.555
**D	DEUTSCHE X-TRACKERS MSCI EMU HEDGED EQUITY EFF	0	1.925	1.925
**D	VFM GLOBAL SMALL COMPANIES TRUST	0	343.536	343.536
**D	WORKCOVER CORPORATION OF SOUTH AUSTRALIA	0	36.692	36.692
**D	STG PEDS V.D. GRAFISCHE	0	101.118	101.118
**D	STG. PEDS. AHOLD MANDATE NORTHERN	0	37.089	37.089
**D	CNP ASSUR PIERRE	0	290.507	290.507
**D	PRINCIPAL FUNDS INC GLOBAL DIVERSIFIED INCOME FUND	0	1.194.077	1.194.077
**D	ALASKA PERMANENT FUND CORPORATION	0	2.445	2.445
**D	BNY MELLON EMPLOYEE BENEFIT COLLECTIVE INVESTMENT FUND PLAN	0	1.671	1.671
**D	EVANGELICAL LUTHERAN CHURCH IN AMERICA BOARD OF PENSIONS	0	17.793	17.793
**D	TELUS FOREIGN EQUITY ACTIVE BETA MASTER POOL	0	56.049	56.049
**D	INDIANA PUBLIC EMPLOYEES RETIREMENT FUND	0	17.352	17.352
**D	RAYTHEON MASTER PENSION TRUST	0	169.196	169.196
**D	ARROWSTREET US GROUP TRUST	0	286.903	286.903
**D	SEMPRA ENERGY PENSION MASTER TRUST	0	5.491	5.491
**D	TRUST FUND ADVISORS INTERNATIONAL GROUP	0	18.611	18.611
**D	TELUS FOREIGN EQUITY ACTIVE ALPHA POOL	0	134.018	134.018
**D	RENAISSANCE GLOBAL SMALL-CAP FUND	0	19.588	19.588
**D	STITCHING PENSIONFONDS HORECA & CATERING	0	119.035	119.035
**D	ULLICO DIVERSIFIED INTERNATIONAL EQUITY	0	16.658	16.658
**D	ULLICO INTERNATIONAL SMALL CAP FUND	0	209.095	209.095
**D	CF DV ACWI EX-U.S. IMI FUND	0	1.821	1.821
**D	ROGERSCASEY TARGET SOLUTIONS LLC.	0	11.328	11.328
**D	RIVER AND MERCANTILE WORLD RECOVERY FUND	0	325.000	325.000
**D	MINISTER FOR FINANCE (ISIF MANAGED AND CONTROLLED BY NTMA)	0	19.948	19.948

Totale voti 92.966.122

Azionisti: 169
Azionisti in proprio: 0

Teste: 1
Azionisti in delega: 169

15 aprile 2015 11.49.28

Assemblea Ordinaria del 15 aprile 2015
(2^ Convocazione del 16 aprile 2015)

IMMOBILIARE GRANDE DISTRIBUZIONE Sitq S.p.A.

LISTA ESITO DELLE VOTAZIONE
Oggetto: Nomina del Collegio Sindacale

Badge Ragione Sociale
Percentuale votanti % 16,298160
Percentuale Capitale % 12,291313

FAVOREVOLI alla LISTA 2

Proprio Delega Totale

Azionisti: 169 Teste: 1
Azionisti in proprio: 0 Azionisti in delega: 169

Pagina 9

Assemblea Ordinaria del 15 aprile 2015
(2^ Convocazione del 16 aprile 2015)

ESITO VOTAZIONE

Oggetto : **Determinazione compenso Collegio Sindacale**

Hanno partecipato alla votazione:

-n° 180 azionisti, portatori di n° 570.408.712 azioni
ordinarie, di cui n° 570.408.712 ammesse al voto,
pari al 75,415346% del capitale sociale.

Hanno votato:

		% Azioni Ordinarie Rappresentate (Quorum deliberativo)	% Azioni Ammesse al voto	%Cap. Soc.
Favorevoli	503.818.302	88,325843	88,325843	66,611240
Contrari	16.067.299	2,816805	2,816805	2,124303
Sub Totale	<u>519.885.601</u>	91,142647	91,142647	68,735543
Astenuti	41.923.111	7,349662	7,349662	5,542773
Non Votanti	8.600.000	1,507691	1,507691	1,137030
Sub totale	<u>50.523.111</u>	8,857353	8,857353	6,679803
Totale	<u>570.408.712</u>	100,000000	100,000000	75,415346



IMMOBILIARE GRANDE DISTRIBUZIONE Sitq S.p.A.

Assemblea Ordinaria del 15 aprile 2015
(2^ Convocazione del 16 aprile 2015)

LISTA ESITO DELLE VOTAZIONE

Oggetto: Determinazione compenso Collegio Sindacale

CONTRARI

Badge	Ragione Sociale	Proprio	Delega	Totale
3	DE CINUQUE GIUSEPPE	0	0	0
**D	WELL TRCO NA MULTI. COLLECT. INV FUND	0	736.196	736.196
**D	STATE OF CALIFORNIA MASTER TRUST	0	108.406	108.406
**D	TEACHERS RETIREMENT SYSTEM OF OKLAHOMA	0	737.963	737.963
**D	PUBLIC EMPLOYEES RETIREMENT SYSTEM OF OH	0	161.854	161.854
**D	EQ / REAL ESTATE PLUS PORTFOLIO	0	4.681	4.681
**D	GOLDMAN SACHS GLOBAL SMALL COMPANIES	0	168.436	168.436
**D	HSBC GROUP HONG KONG LOCAL STAFF RETIREMENT BENEFIT SCHEME	0	14.297	14.297
**D	BLACKROCK INDEX SELECTION FUND	0	257.233	257.233
**D	NFS LIMITED	0	118.888	118.888
**D	HIGH HAITH MASTER INVESTORS (CAYMAN) L.P. OGLER FIDUCIARY SERVICES (CAYMAN) LIMITED	0	594.422	594.422
**D	COLONIAL FIRST STATE INVESTMENTS LTD.	0	260.675	260.675
**D	INTERNATIONAL MONETARY FUND	0	21.413	21.413
**D	THE ALLIANCEBERNSTEIN POOLING PTF - ALLIANCE VOL MNGM PTF	0	22.734	22.734
**D	MET INVESTOR SERIES TRUST-ALLIANCE GLOBAL DYNAMIC ALL PTF	0	33.446	33.446
**D	THE HARTFORD INTERNATIONAL SMALL COMPANY FUND	0	1.182.150	1.182.150
**D	CALIFORNIA STATE TEACHERS RETIREMENT SYSTEM	0	107.638	107.638
**D	THE WELLINGTON TR CO NAT ASS MULT COMM EUROPE SMALLER CO PTF	0	38.607	38.607
**D	THE WELLINGTON TR CO NAT ASS MULT COLLECTIVE INV F TRUST II	0	592.379	592.379
**D	ISHARES DEVELOPED SMALL-CAP EX NORTH AMERICA ETF	0	12.496	12.496
**D	ISHARES EUROPE DEVELOPED REAL ESTATE ETF	0	103.020	103.020
**D	ISHARES INTERNATIONAL DEVELOPED REAL ESTATE ETF	0	469.371	469.371
**D	ISHARES INTERNATIONAL DEVELOPED PROPERTY ETF	0	66.703	66.703
**D	BLACKROCK INST TRUST CO NA INV FUNDSFOR EMPLOYEE BENEFIT TR	0	3.520.712	3.520.712
**D	ISHARES MSCI EUROPE IMI ETF	0	18.128	18.128
**D	ISHARES GLOBAL REIT ETF	0	6.256	6.256
**D	CONNECTICUT GENERAL LIFE INSURANCE COMPANY	0	3.662	3.662
**D	BLACKROCK CDN GLOBAL DEVELOPED REAL ESTATE INDEX FUND	0	235.883	235.883
**D	BGI MSCI EAFE SMALL CAP EQUITY INDEX FUND B	0	138.140	138.140
**D	BLACKROCK MSCI WORLD SMALL CAP EQ ESG SCREENED INDEX FUND B	0	12.187	12.187
**D	DEVELOPED REAL ESTATE INDEX FUND B	0	18.470	18.470
**D	IBM 401K PLUS PLAN	0	225.417	225.417
**D	THE WELLINGTON TR CO NAT ASS MULT COMM INT SMALL CAP OPPORT	0	505.704	505.704
**D	ISHARES II PUBLIC LIMITED COMPANY	0	315.898	315.898
**D	ISHARES PUBLIC LIMITED COMPANY	0	4.473.062	4.473.062
**D	ISHARES VII PLC	0	94.921	94.921
**D	CITY OF LOS ANGELES FIRE AND POLICE PENSION PLAN	0	26.300	26.300
**D	BNYM TD UKLD AS TRUSTEE OF BLACKROCK GLOBAL PROPERTY SECURITIES	0	245.555	245.555
**D	EVANGELICAL LUTHERAN CHURCH IN AMERICA BOARD OF PENSIONS	0	17.793	17.793
**D	TELUS FOREIGN EQUITY ACTIVE BETA MASTER POOL	0	56.049	56.049
**D	INDIANA PUBLIC EMPLOYEES RETIREMENT FUND	0	17.352	17.352
**D	RAYTHEON MASTER PENSION TRUST	0	169.196	169.196
**D	TELUS FOREIGN EQUITY ACTIVE ALPHA POOL	0	134.018	134.018

Pagina 1

Azionisti:
Azionisti in proprio:43 Teste:
0 Azionisti in delega:1
43

Assemblea Ordinaria del 15 aprile 2015
(2^ Convocazione del 16 aprile 2015)

LISTA ESITO DELLE VOTAZIONE

Oggetto: Determinazione compenso Collegio Sindacale

Badge **D	Ragione Sociale RENAISSANCE GLOBAL SMALL-CAP FUND
Totale voti	16.067.299
Percentuale votanti %	2,816805
Percentuale Capitale %	2,124303

CONTRARI

Proprio	0	Delega	19.588	Totale	19.588
---------	---	--------	--------	--------	--------



Azionisti:
Azionisti in proprio:

43 0 43 43

1 43

Pagina 2

Assemblea Ordinaria del 15 aprile 2015
(2^ Convocazione del 16 aprile 2015)

LISTA ESITO DELLE VOTAZIONE
Oggetto: Determinazione compenso Collegio Sindacale

ASTENUTI

Badge	Ragione Sociale	Proprio	Delega	Totale
1	LOMBARDI EMILY	0	0	0
**D	QUANTUM STRATEGIC PARTNERS LTD.	0	38.182.431	38.182.431
3	DE CINQUE GIUSEPPE	0	0	0
**D	PARTNER REINSURANCE EUROPE LTD	0	109.668	109.668
**D	EURIZON EASY FUND EQUITY ITALY LITE	0	194.104	194.104
**D	EURIZON EASY FUND EQUITY ITALY	0	173.700	173.700
**D	SCHWAB INTERNATIONAL SMALL-CAP EQUITY ETF	0	88.550	88.550
**D	OREGON PUBLIC EMPLOYEES RETIREMENT SYSTEM	0	636.676	636.676
**D	COLLEGE RETIREMENT EQUITIES FUND	0	364.783	364.783
**D	EURIZONCAPITAL SGR S.P.A. - EURIZON AZIONI ITALIA	0	327.000	327.000
**D	EURIZONCAPITAL SGR S.P.A. - EURIZON AZIONI PMI ITALIA	0	1.276.835	1.276.835
**D	TRUST FUND ADVISORS INTERNATIONAL GROUP	0	18.611	18.611
**D	ULLICO DIVERSIFIED INTERNATIONAL EQUITY	0	16.658	16.658
**D	ULLICO INTERNATIONAL SMALL CAP FUND	0	209.095	209.095
**D	RIVER AND MERCANTILE WORLD RECOVERY FUND	0	325.000	325.000

Totale voti 41.923.111
Percentuale votanti % 7,349662
Percentuale Capitale % 5,542773

Azionisti: 13 Teste: 2
Azionisti in proprio: 0 Azionisti in delega: 13

Assemblea Ordinaria del 15 aprile 2015
(2^ Convocazione del 16 aprile 2015)

LISTA ESITO DELLE VOTAZIONE
Oggetto: Determinazione compenso Collegio Sindacale

NON VOTANTI

Badge	Ragione Sociale	Proprio	Delega	Totale
3	DE CINQUE GIUSEPPE	0	0	0
**D	CHALLENGE FUNDS	0	1.500.000	1.500.000
**D	ERSEL ASSET MANAGEMENT S.G.R. - ERSEL AM FONDERSEL PMI	0	300.000	300.000
**D	MEDIOLANUM GESTIONE FONDI SGR SPA - FLESSIBILE STRATEGICO	0	3.500.000	3.500.000
**D	MEDIOLANUM GESTIONE FONDI SGR SPA - FLESSIBILE ITALIA	0	2.500.000	2.500.000
**D	MEDIOLANUM GESTIONE FONDI SGR SPA - FLESSIBILE SVILUPPO ITAL	0	800.000	800.000

Totale voti 8.600.000
Percentuale votanti % 1,507691
Percentuale Capitale % 1,137030



Azionisti: 5 Teste: 5
Azionisti in proprio: 0 Azionisti in delega: 5

Pagina 4

IMMOBILIARE GRANDE DISTRIBUZIONE Siiq S.p.A.

Assemblea Ordinaria del 15 aprile 2015
(2^a Convocazione del 16 aprile 2015)

LISTA ESITO DELLE VOTAZIONI

Oggetto: Determinazione compenso Collegio Sindacale

FAVOREVOLI

Badge	Ragione Sociale	Proprio	Delega	Totale
3	DE CINQUE GIUSEPPE	0	0	0
**D	MLPRO SEG FOR EXCLSVS BENEF OF CUST	0	2.053.224	2.053.224
**D	CC&L ALL STRATEGIES FUND	0	6.700	6.700
**D	VANGUARD TOTAL WORLD STOCK INDEX FUND	0	55.105	55.105
**D	VANGUARD FTSE ALL WORD SMALL CAP IND FUN	0	302.466	302.466
**D	VANGUARD GLOBAL EX-US REAL ESTATE INDEX	0	941.254	941.254
**D	AMP INTERNATIONAL PROP INDEX FD HEDGED	0	82.533	82.533
**D	HOUR-GLASS LISTED PROPERTY SECTOR TRUST	0	65.367	65.367
**D	FCP CIC PIERRE	0	840.000	840.000
**D	INDEX MOTHER FUND EUROPE REIT	0	1.772	1.772
**D	SHINKO GLOBAL REIT INDEX MOTHER FUND	0	5.300	5.300
**D	DAIWA SEKAI REIT INDEX MOTHER FUND	0	3.950	3.950
**D	DAIWA GLOBAL REIT INDEX MOTHER FUND	0	6.650	6.650
**D	VANGUARD INVESTMENT SERIES, PLC	0	58.446	58.446
**D	SAS TRUSTEE CORPORATION	0	174.373	174.373
**D	VANGUARD INTERNATIONAL PROPERTY SECURITI	0	421.753	421.753
**D	VANGUARD INTERNATIONAL SMALL COMPANIES I	0	10.503	10.503
**D	GOLDMAN SACHS INTERN SMALL CAP INSIGHT F	0	609.459	609.459
**D	VANGUARD TOTAL INTERNATIONAL STOCK INDEX	0	2.168.533	2.168.533
**D	VANGUARD INTERNATIONAL EXPLORER FUND	0	1.892.969	1.892.969
**D	URS CORPORATION 401K RETIREMENT PLAN 600	0	204.213	204.213
**D	LFP FONCIERES EUROPE	0	38.636	38.636
**D	FCP UAPCOMPT IMMOBILIER	0	206.966	206.966
**D	AXA AEDIFICANDI	0	2.882.154	2.882.154
**D	HSEC FTSE EFPA/NAREIT DEVELOPED ETF	0	33.790	33.790
**D	SCHRODER FUND HOLDINGS 2 (LUX) SARL	0	3.359.990	3.359.990
**D	SCHRODER INTERNATIONAL SELECTION FUND	0	2.075.960	2.075.960
**D	JPMORGAN INVESTMENT FUNDS	0	5.381.898	5.381.898
**D	AVIVA INVESTORS AVIVA INVESTORS LUX	0	107.937	107.937
**D	JPMORGAN EUROPEAN INVESTMENT TRUST PLC	0	451.382	451.382
**D	SCHRODER INTERNATIONAL DIVERSIFIED VALUE	0	12.008	12.008
**D	IA FRANCAISE AM FUND	0	953.879	953.879
**D	ONEPATH GLOBAL LISTED PROP INDEX POOL	0	74.034	74.034
**D	PIONEER INVESTMENT MANAGEMENT SGRPA/AZIONARIO CRESCITA	0	665.275	665.275
**D	PIONEER ASSET MANAGEMENT S.A.	0	266.468	266.468
**D	THE NOMURA TRUST AND BANKING CLTD RE NIK INTL R.IND. NO H.M	0	21.671	21.671
**D	SEI IUPUS ALPHA PAN EUROPEAN SMALL CAP POOL	0	489.132	489.132
**D	SEI GLOBAL MASTER FUND PLC	0	357.967	357.967
**D	WELLS STREET OFFSHORE LTD	0	8.932.061	8.932.061
**D	COLONIAL FIRST STATE INVESTMENTS LTD.	0	142.762	142.762
**D	LEGAL AND GENERAL ASSURANCE PENSIONS MANAGEMENT LIMITED	0	496.543	496.543
**D	AEGON CUSTODY B.V	0	50.127	50.127
**D	URS FUND MGT (CH) AG	0	39.336	39.336

Pagina 5

Azionisti:
Azionisti in proprio:

119 Teste:
2 Azionisti in delega:

4
117

LISTA ESITO DELLE VOTAZIONE

Oggetto: Determinazione compenso Collegio Sindacale

FAVOREVOLI

Badge	Ragione Sociale	Proprio	Delega	Totale
**D	UBS FUND MANAGEMENT (SWITZERLAND) AG	0	125.534	125.534
**D	ARROWSTREET CAPITAL GLOBAL EQUITY LONG/SHORT FEEDER FUND LIMITED	0	265.910	265.910
**D	GOVERNMENT OF NORWAY	0	3.747.164	3.747.164
**D	NUMERIC MULTI STRATEGY LEVERED MN OFFSHORE FUND LTD	0	19.700	19.700
**D	NUMERIC ABSOLUTE RETURN FUND LP	0	12.100	12.100
**D	INTERNATIONAL MONETARY FUND	0	16.492	16.492
**D	SPDR DOW JONES GLOBAL REAL ESTATE FUND	0	27.244	27.244
**D	GENERAL MOTORS HOURLY-RATE EMPLOYEES PENSION TRUST	0	5.055	5.055
**D	TR+ CUST SERV BK LTD ATF SHINKO GLOBAL REIT INDEX MOTHER FUND	0	11.600	11.600
**D	DIGNITY HEALTH	0	58.490	58.490
**D	UAW RETIREE MEDICAL BENEFITS TRUST	0	8.392	8.392
**D	TIFF INVESTMENT PROGRAM, INC - TIFF MULTI-ASSET FUND	0	3.215.457	3.215.457
**D	MARYLAND STATE RETIREMENT & PENSION SYSTEM	0	38.498	38.498
**D	MERCER QIF CCF	0	111.510	111.510
**D	CITY OF NEW YORK GROUP TRUST	0	128.476	128.476
**D	THRIVENT PARTNER WORLDWIDE ALLOCATION FUND	0	87.064	87.064
**D	THRIVENT PARTNER WORLDWIDE ALLOCATION PORTFOLIO	0	174.130	174.130
**D	SSGA SPDR ETFS EUROPE II PUBLIC LIMITED COMPANY	0	59.299	59.299
**D	CALIFORNIA PUBLIC EMPLOYERS RETIREMENT SYSTEM	0	1.356.831	1.356.831
**D	WISDOMTREE ISSUER PUBLIC LIMITED COMPANY	0	70.793	70.793
**D	WASHINGTON STATE INVESTMENT BOARD	0	36.771	36.771
**D	WISDOMTREE EUROPE SMALLCAP DIVIDEND FUND	0	3.058.721	3.058.721
**D	WISDOMTREE INTERNATIONAL SMALLCAP DIVIDEND FUND	0	1.216.080	1.216.080
**D	WISDOMTREE EUROPE HEDGED SMALLCAP EQUITY FUND	0	228.562	228.562
**D	SS BK AND TRUST COMPANY INV FUNDS FOR TAXEXEMPT RETIREMENT PL	0	418.712	418.712
**D	AXA WORLD FUNDS	0	1.325.092	1.325.092
**D	UBS ETF	0	28.216	28.216
**D	IBM 401K PLUS PLAN	0	119.427	119.427
**D	STATE OF ALASKA RETIREMENT AND BENEFITS PLANS	0	2.004	2.004
**D	SPDR DOW JONES GLOBAL REAL ESTATE ETF	0	592.487	592.487
**D	SPDR S&P WORLD (EX-US) ETF	0	157.968	157.968
**D	SPDR S&P INTERNATIONAL SMALL CAP ETF	0	32.714	32.714
**D	SPDR DOW JONES WILSHIRE INTERNATIONAL REAL ESTATE ETF	0	3.485.859	3.485.859
**D	SSGA EMU SMALL CAP ALPHA EQUITY FUND	0	160.489	160.489
**D	SSGA EMU INDEX REAL ESTATE FUND	0	77.124	77.124
**D	MSCI EAFE SMALL CAP PROV INDEX SEC COMMON TR F	0	75.182	75.182
**D	NTGI-OM COMMON DAILY ALL COUNWD EX-US INV MKT INDEX F NONLEND	0	14.085	14.085
**D	GENERAL ORGANISATION FOR SOCIAL INSURANCE	0	124.727	124.727
**B	URBAN REDEVELOPMENT AUTHORITY	0	7.399	7.399
**D	NATIONAL COUNCIL FOR SOCIAL SECURITY FUND, P.R.C	0	23.883	23.883
**D	NORTHERN TRUST GLOBAL INVESTMENTS COLLECTIVE FUNDS TRUST	0	586.639	586.639
**D	NORTHERN FUNDS GLOBAL REAL ESTATE INDEX FUND	0	358.328	358.328
**D	NEW ZEALAND SUPERANNUATION FUND	0	254.819	254.819

Azionisti: 119
Azionisti in proprio: 2

Teste: 4
Azionisti in delega: 117

Assemblea Ordinaria del 15 aprile 2015
(2^ Convocazione del 16 aprile 2015)

LISTA ESITO DELLE VOTAZIONE
Oggetto: Determinazione compenso Collegio Sindacale

FAVOREVOLI

Badge	Ragione Sociale	Proprio	Delega	Totale
**D	LOS ANGELES CITY EMPLOYEES RETIREMENT SYSTEM	0	35.237	35.237
**D	CITY OF LOS ANGELES FIRE AND POLICE PENSION PLAN	0	58.642	58.642
**D	FORD MOTOR COMPANY OF CANADA, LIMITED PENSION TRUST	0	2.609	2.609
**D	DYFED PENSION FUND	0	1.413.866	1.413.866
**D	WHEELS COMMON INVESTMENT FUND	0	6.366	6.366
**D	NORTHERN TRUST UCITS COMMON CONTRACTUAL FUND	0	28.873	28.873
**D	MUNICIPAL EMPLOYEES' ANNUITY AND BENEFIT FUND OF CHICAGO	0	40.853	40.853
**D	NORTHERN TRUST UCITS FGR FUND	0	220.265	220.265
**D	BNY MELLON GLOBAL FUNDS PLC	0	274.890	274.890
**D	FIDELITY SELECT PORTFOLIOS: FIDELITY INTERNATIONAL REAL ESTATE F	0	2.156.488	2.156.488
**D	SLI GLOBAL SICAV GLOBAL FOCUSED STRATEGIES FUND	0	70.977	70.977
**D	FIRST TRUST FTSE EPRA NAREIT GLOBAL	0	25.933	25.933
**D	DEUTSCHE X-TRACKERS MSCI EMU HEDGED EQUITY ETF	0	1.925	1.925
**D	VFM GLOBAL SMALL COMPANIES TRUST	0	343.536	343.536
**D	WORKCOVER CORPORATION OF SOUTH AUSTRALIA	0	101.118	101.118
**D	STG PFDS V.D. GRAFISCHE	0	37.089	37.089
**D	CNP ASSUR PIERRE	0	290.507	290.507
**D	PRINCIPAL FUNDS INC GLOBAL DIVERSIFIED INCOME FUND	0	1.194.077	1.194.077
**D	ALASKA PERMANENT FUND CORPORATION	0	2.445	2.445
**D	BNY MELLON EMPLOYEE BENEFIT COLLECTIVE INVESTMENT FUND PLAN	0	1.671	1.671
**D	ARROWSTREET US GROUP TRUST	0	286.903	286.903
**D	SEMPRA ENERGY PENSION MASTER TRUST	0	5.491	5.491
**D	STICHTING PENSIOENFONDS HORECA & CATERING	0	119.035	119.035
**D	CF DV ACWI EX-U.S. IMI FUND	0	1.821	1.821
**D	ROGERSCASEY TARGET SOLUTIONS LLC.	0	11.328	11.328
**D	ENHANCED RAFI SMALL INTERNATIONAL LP	0	18.479	18.479
**D	MINISTER FOR FINANCE (ISLF MANAGED AND CONTROLLED BY NTMA)	0	19.948	19.948
4	PAMPINI ANGELO	22.176	0	22.176
5	RAVALIOLI GERMANA	0	0	0
**D	COOP LOMBARDA S.C.R.L.	0	7.443.328	7.443.328
**D	COOPERATIVA ADRIATICA SCARL	0	332.709.679	332.709.679
**D	COOPERATIVA RENO SCARL	0	169.623	169.623
**D	UNICOOP TIRRENO SOCIETA' COOPERATIVA	0	97.789.089	97.789.089
6	NADALINI LORIS	7.770	0	7.770
Totale voti			503.818.302	
Percentuale votanti %			88,325843	
Percentuale Capitale %			66,611240	